


La qualità sensibile.



bathroom
accessories
collection
2 0 1 7

Colombo Design: a family company.

sempre vicini a te

Proprio come una famiglia accudisce i suoi membri con amore e dedizione, così Colombo Design cura i suoi prodotti, con gli stessi valori e le medesime tradizioni, per fare di ogni ambiente una casa, senza scendere mai a compromessi sull'autenticità. Un manifesto contemporaneo dell'essere creativi, curiosi e sperimentali.

accessory to you

Just like a family that handles its members with love and care, Colombo Design handles its family of productions with the same values and traditions to make of any place a home, never accepting any compromise to quality and function, individuality and authenticity. Bonding heritage with creativity, curiosity and innovation.

Colombo Design: our mission.

la qualità sensibile

Intraprendere un'impresa nel terzo millennio.

Infondere entusiasmo ai collaboratori, convinti che il fattore umano sia condizione essenziale al progresso aziendale.

Produrre secondo criteri di eccellenza nelle varie fasi di lavorazione per offrire prodotti garantiti.

Rinnovare costantemente impianti e procedure per precedere i rischi dell'obsolescenza. Questi i requisiti di Colombo Design; leader mondiale nella produzione di accessori bagno, presente in 93 paesi nel mondo attraverso una fitta rete di agenti e distributori. Una realtà solida, nata nel 1991, che si estende su una superficie di 100.000 mq, di cui 25.000 mq coperti, a Terno d'Isola in provincia di Bergamo.

discerning quality

Creating a business in the third millenium.

Motivating staff by recognising that human resources are essential to company development.

Achieving manufacturing excellence at every stage of production so that products may be guaranteed.

Continually updating machinery and manufacturing procedures to maintain quality levels in harmony with our environment. These are core principles of Colombo Design, world leader in the production of bathroom accessories, present in 93 countries worldwide through an extensive network of agents and distributors. A solid reality, founded in 1991, based at Terno d'Isola, in the province of Bergamo, with an area of 100,000 square meters, of which 25,000 sm are covered.

Colombo Design network 93 countries



● Factory
BERGAMO - ITALY

● Distributors

- | | | |
|---------------------------|---------------|----------------|
| ARGENTINA | JORDAN | SWEDEN |
| ARMENIA | KAZAKHSTAN | SWITZERLAND |
| AUSTRALIA | KENYA | SYRIA |
| AUSTRIA | KYRGYZSTAN | THAILAND |
| AZERBAIJAN | KUWAIT | TUNISIA |
| BAHRAIN | LATVIA | TURKEY |
| BELARUS | LEBANON | UAE |
| BELGIUM | LIBYA | UKRAINE |
| BENIN | LITHUANIA | UNITED KINGDOM |
| BOSNIA
and HERZEGOVINA | MACEDONIA | USA |
| BRAZIL | MALAYSIA | UZBEKISTAN |
| BULGARIA | MALTA | VENEZUELA |
| CANADA | MEXICO | VIETNAM |
| CHILE | MOLDOVA | ZIMBABWE |
| CHINA | MONACO | |
| COLOMBIA | MONTENEGRO | |
| CROATIA | MOROCCO | |
| CYPRUS | NETHERLANDS | |
| CZECH REPUBLIC | NEW CALEDONIA | |
| DENMARK | NEW ZEALAND | |
| ECUADOR | NIGERIA | |
| EGYPT | OMAN | |
| ESTONIA | PAKISTAN | |
| FINLAND | PANAMA | |
| FRANCE | PHILIPPINES | |
| GEORGIA | POLAND | |
| GERMANY | PORTUGAL | |
| GREECE | PUERTO RICO | |
| HONG KONG | QATAR | |
| HUNGARY | ROMANIA | |
| ICELAND | RUSSIA | |
| INDIA | SAUDI ARABIA | |
| INDONESIA | SENEGAL | |
| IRAN | SERBIA | |
| IRAQ | SINGAPORE | |
| IRELAND | SLOVAKIA | |
| ISRAEL | SLOVENIA | |
| IVORY COAST | SOUTH AFRICA | |
| JAPAN | SOUTH KOREA | |
| | SPAIN | |



AROSE s.r.o. - showroom dverí a kľučiek
Račianska 97 - 831 02 - Bratislava - Slovakia
tel: +421 911 555 454 - e-mail: arose@arose.sk



Our thinking design.

La nostra concezione di design oggi è **pensiero**.

Saper intuire le necessità del consumatore, nelle varie sfumature derivate dalle culture, dalle età e rispondervi con coscienza etica, sapienza tecnica, armonia estetica.

Trovare soluzioni e **risolvere** problemi. Questo è il contest della nostra idea di design.

To think is our idea of design.

To understand the consumer's needs, with all the differences between cultures, generations, and to propose ethic in production, technical expertise, and esthetic harmony.

To **find** solutions and to **solve** issues. This is our thinking design.

Progettare e costruire
oggetti di straordinaria
bellezza e funzionalità
da amare ogni giorno
per tutti gli anni a venire.

Designing and manufacturing
objects of extraordinary beauty
and functionality that can be
truly appreciated every day for
years to come.

le collezioni
the collections



alizé 19
forever 33
khala 47
land 61
link 75
look 89
lulù 103
luna 117
melò 131
nordic 145
over 159
plus 173
time 189

piantane e colonne
free standing and wall columns



isole 271
planets 281
square 291
units 299

coordinati d'arredo
design complements



appenditutto 307
black & white 317
complementi 325
anna 351
oggettistica 357

specchi
mirrors



fashion 383
mirrors

contract-comunità
contract-community



contract- 391
comunità

COOL



cool 369

Classic Line



hermitage 205
portofino 223

basic



basic 243
basicQ 255

Our environmental
approach.

*Lo sviluppo è sostenibile se soddisfa i bisogni delle generazioni presenti senza compromettere le possibilità per le generazioni future di soddisfare i propri bisogni.
Sustainable development is development that meets the needs of the present without compromising the ability of future generations to meet their own needs.*

(Brundtland Report, United Nations, 1987)



E' TEMPO DI GREEN MADE IT'S GREEN MADE TIME

Green Made significa pensare, progettare e produrre in armonia con l'ambiente.

Green Made: perché In una economia globale assume un ruolo sempre più importante la protezione delle risorse disponibili ed in particolare lo studio degli aspetti ambientali legati alle diverse attività produttive. L'aumento dei consumi delle risorse non rinnovabili (i minerali ed i metalli come pure i combustibili fossili), dovuto alla costante crescita della popolazione mondiale, impone standards di produzione che privilegino la conservazione delle risorse disponibili.

I nostri processi produttivi sono frutto di una globale attenzione alla tutela dell'ambiente. La gestione accurata di questi processi ha portato, tra le altre cose, all'ottenimento della certificazione UNI EN ISO 14001 «Sistema di gestione ambientale certificato».

Green Made: il valore Ogni singola fase di progettazione e produzione è attentamente analizzata sotto il profilo dell'impatto ambientale ed ogni scelta successiva dettata dal raggiungimento degli obiettivi di eco compatibilità. Così durante la produzione vera e propria, saranno le più avanzate tecnologie appositamente sviluppate ed i più severi controlli, effettuati dal personale più qualificato, a garantire Green Made by Colombo Design: un prodotto nato con il pensiero costantemente rivolto all'ambiente.

Green made means thinking, developing and manufacturing in harmony with our environment.

Green Made: why Protecting our resources is more and more important in a global economy, in particular paying attention to reflections of manufacturing onto the environment. Increase of consumptions of non-renewable resources (minerals, metals and fossil combustibles) due to increase of population, imposes manufacturing standards privileging conservation of the available resources and raw materials.

Our production processes are the result of a total attention to environmental protection.

By the accurate management of these processes we obtained the UNI EN ISO 14001 certification «Certified environmental management system».

Green Made: values Each design and production step is carefully checked with regards to the environmental impact and each following decision is taken if our eco-compatibility objectives are fully reached. This means that when we manufacture our products, the Green Made concept by Colombo Design will be assured by the advanced technologies and very strict controls carried out by a very highly qualified personnel, generating a product conceived constantly thinking of the environment.

Our Certifications.



Sistema di gestione certificato da ICIM
Certified management system by ICIM
UNI EN ISO 9001:2008

Questa certificazione è valida per il seguente campo applicativo:
Progettazione e fabbricazione di maniglie, complementi per arredamento e di accessori per l'arredo del bagno in materiali non ferrosi.

This certification is valid for the following application field:
Design and manufacture of handles, furniture co-ordinated accessories and bathroom furniture accessories in non ferrous materials.



Sistema di gestione certificato da ICIM
Certified management system by ICIM
UNI EN ISO 14001:2004

Questa certificazione è valida per il seguente campo applicativo:
Progettazione e fabbricazione di maniglie e complementi per arredamento in materiale non ferroso, accessori per l'arredo del bagno mediante le fasi di: pressofusione, burattatura, pulitura, galvanica, verniciatura, assemblaggio, confezionamento ed immagazzinamento.

This certification is valid for the following application field:
Design and manufacture of non-ferrous handles and coordinated furniture accessories, bathroom furniture accessories by: die-casting, tumble finishing, polishing, electroplating, varnishing, assembling, packing and storing.

Colombo Design warranties



HPS SISTEMA DI ALTA PROTEZIONE HPS HIGH PROTECTION SYSTEM

TRATTAMENTO DI PROTEZIONE GARANTITO 30 ANNI Quello utilizzato da Colombo Design è un processo di finitura mutuato dal settore dell'utensileria, in cui caratteristiche fisiche e meccaniche sono studiate per garantire prestazioni eccezionali di resistenza all'usura meccanica e al decadimento dovuto ad agenti ambientali e chimici, in cui il processo è stato messo a punto per garantire anche un notevole aspetto estetico, trasparenza e lucentezza fanno risaltare il design del prodotto. Tutti i prodotti trattati con il processo PVD, vengono preventivamente rivestiti con strati di rame, nichel e cromo per garantire un perfetto isolamento della materia prima sottostante. Trattamento con la garanzia di "30 anni" sulla finitura **Zirconium Gold**.

PRESTAZIONI RIVESTIMENTO I prodotti trattati con il processo PVD, garantiscono prestazioni di lunga durata. L'utilizzo di questi prodotti è particolarmente indicato nel caso di ambiente corrosivo, come aree marine ricche di salsedine o in zone soggette a piogge acide. L'utilizzo in pieno sole e le escursioni di temperatura non pregiudicano l'estetica del prodotto con viraggi di tonalità del colore. La durezza del rivestimento e il basso coefficiente di attrito superficiale garantiscono un'ottima resistenza ai graffi dovuti, per esempio, all'utilizzo di anelli. Eventuali ammaccature provocate da urti o colpi possono intaccare l'integrità e provocare il decadimento delle prestazioni del rivestimento.

TREATMENT PROTECTION GUARANTEED 30 YEARS Colombo Design uses a finishing process borrowed from the tools industry, where physical and mechanic features have to guarantee a very high performance as far as mechanic wear and decay due to environmental and chemical agents are concerned. This finishing process also guarantees a high level of design where transparency and brightness allow the product to show up. All PVD-treated products with High Protection System finishing are previously coated with layers of copper, nickel and chrome in order to guarantee the perfect insulation of the underlying raw material. Treatment with warranty of "30 years" on **Zirconium Gold** finishing.

COATING PERFORMANCE All PVD-treated products with High Protection System finishing guarantee better performance than any other type of coating, either galvanic or acquer. The use of these products is strongly recommended in such places as high-salinity marine areas or areas subject to acid rains. The use in bright sunshine and temperature ranges does not cause color changes. The hardness of the coating and the low rate of surface friction ensure a very good resistance to scratches due to the use of rings (for example). Any dents due by hits or impact can spoil the surface and affect the coating performance.











GARANZIA 10 ANNI GUARANTEED 10 YEARS

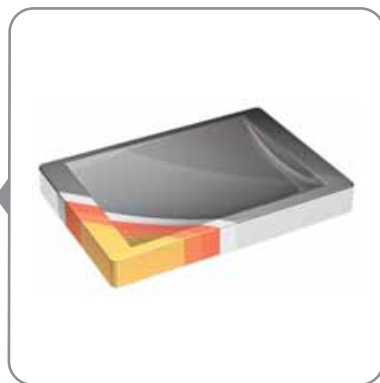
TRATTAMENTO DI PROTEZIONE GARANTITO 10 ANNI La lunga esperienza maturata nel settore dei trattamenti galvanici, unita alla scelta di prestare particolare attenzione alla qualità nei processi produttivi, consentono a Colombo Design di garantire le finiture dei suoi prodotti oltre la normale copertura prevista dalla legge. E' quindi con particolare orgoglio che offriamo ai nostri utenti la garanzia di "10 anni" sulla finitura **Cromo**. Questo impegno di durata nel tempo del prodotto è la nostra forte ed alternativa risposta al consumismo «usa e getta», sinonimo di spreco ambientale e nemico della memoria collettiva, irrinunciabile valore di tutte le società. Per un utilizzo ottimale del prodotto, ed ottemperare alle regole della garanzia: evitare l'impiego di sostanze solventi, abrasivi, alcool; rimuovere le eventuali tracce di sporco e polvere solo con un panno inumidito in acqua tiepida.

TREATMENT PROTECTION GUARANTEED 10 YEARS The long experience in the field of galvanic treatments, combined with the choice to pay special attention to the quality in production processes, enable Colombo Design to ensure the finishes of its products beyond the normal warranty provided by law. It is therefore with great pleasure, we offer to our end-users the warranty of "10 years" on **Chrome**. This commitment of product durability is our strong and alternative response to consumerism «disposable», synonymous with environmental waste and enemy of collective memory, an essential value of all societies. For maximum performance, kindly comply with the rules of warranty: do not use solvents, abrasives or alcohol; remove any traces of dirt and dust only with just a cloth damped in water.

Colombo Design production process

CICLO STANDARD TRATTAMENTO GALVANICO STANDARD GALVANIC TREATMENT CYCLE

-  OTTONE . CROMALL® leghe metalliche con qualità certificata
BRASS . CROMALL® metal alloys of certified quality
-  strato di pre-rame elettrodeposto
first electroplated copper layer
-  secondo strato di rame elettrodeposto
second electroplated copper layer
-  strato livellante di NICHEL elettrodeposto ad altissimo spessore
very high electroplated NICKEL levelling layer
-  CROMO 
electroplated CHROME
-  trattamento PVD solo per finiture HPS ZIRCONIUM GOLD 
PVD treatment applicable only on HPS ZIRCONIUM GOLD




Zirconium
gold HPS



Cromo
Chrome



Ottone antico
Antique brass



LE COLLEZIONI
THE COLLECTIONS

ALIZÉ ^{B2500}

Design: Angeletti Ruzza Design

Un approccio alla materia proprio come l'avrebbe avuto l'aliseo, plasmando e avvolgendo ogni contrasto e accarezzando ogni dettaglio degli accessori; ne risultano delle figure dai profili morbidi e dai toni briosi, che ben si adattano a completare le nuove sale da bagno ed a rinnovare quelle passate.

Approaching like the sail winds shaping and stroking all minute contrasts in accessories, the result is figures alive with soft melodies and profiles that are well suited to complement the new bathrooms and to renew the old ones



Alizé

Design: Angeletti Ruzza Design



“La prima regola, e forse l'unica, del buono stile
è che si abbia qualcosa da dire: con questa regola si va lontano.”

“The first rule, then, for a good style is that the author
should have something to say; nay, this is in itself almost all that is necessary.”

Arthur Schopenhauer

















Alizé



ALIZÉ

Design: Angeletti Ruzza Design



Materiale: Ottone / Cromall®
Material: Brass / Cromall®

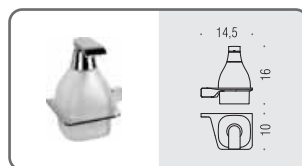
- Finitura: Cromo
Finish: Chrome
- Complemento: Vetro acidato naturale
Complement: Natural acid glass



B2501DX - B2501SX
Porta sapone
Soap dish holder



B2502DX - B2502SX
Porta bicchiere
Glass holder



B9330DX - B9330SX
Spandisapone (L 0,50)
Soap dispenser



B2540
Porta sapone d'appoggio
Standing soap dish holder



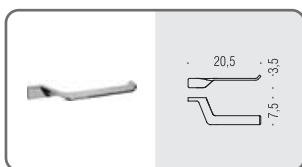
B2541
Porta bicchiere d'appoggio
Standing glass holder



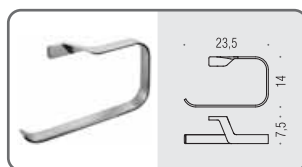
B9331
Spandisapone (L 0,50) d'appoggio
Standing soap dispenser



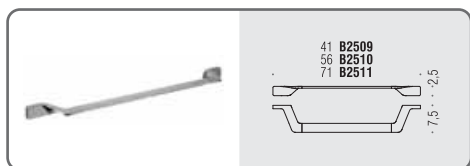
AR37
Appenditutto
Hook



B2508
Porta rotolo
Paper holder



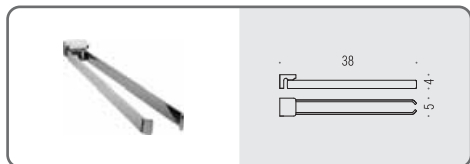
B2531
Porta salvietta ad anello
Ring towel holder



B2509 - B2510 - B2511 ○

Porta salvietta

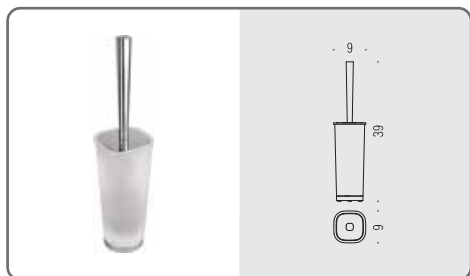
Towel holder



B2512 ○

Porta salvietta doppio a snodo

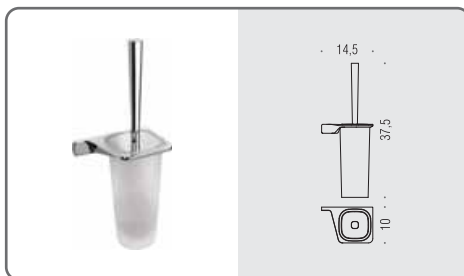
Double bar towel holder



B2506 ○○

Porta scopino d'appoggio

Standing brush holder



B2507DX - B2507SX ○○

Porta scopino

Hanging brush holder

B2900

FOREVER

Design: Luca Colombo

"Fascino essenziale e moderno, questa è la collezione Forever di Colombo Design. Una ricca proposta in finitura cromata, accessori che diventano decorazione delle stanze da bagno improntate al benessere, al relax e all'intimità. Arredare il bagno con la linea di accessori Forever costituisce una scelta nel contempo di stile e funzionale. Il motivo? Il fissaggio ottenuto con uno speciale nastro biadesivo, valore aggiunto della serie."

"Essential and modern charm, this is the Forever collection by Colombo Design. A wide-ranging proposal in chrome finish, for accessories that become decoration of bathrooms for wellbeing, relaxation and intimacy. To beautify your bathroom with accessories Forever is a choice both functional and stylish. The reason? The fixing system obtained with a special bi-adhesive tape, added value of this series."



Forever

Design: Luca Colombo



“Dobbiamo usare saggiamente il tempo
e capire sempre che i tempi sono maturi per fare la cosa giusta.”

“We must use time wisely
and forever realize that the time is always ripe to do right.”

Nelson Mandela

















Forever



FOREVER

Design: Luca Colombo



Materiale: Ottone / Cromall®
Material: Brass / Cromall®

- Finitura: Cromo
Finish: Chrome
- Complemento: Vetro acidato naturale
Complement: Natural acid glass



B2901 
Porta sapone
Soap dish holder



B2902 
Porta bicchiere
Glass holder



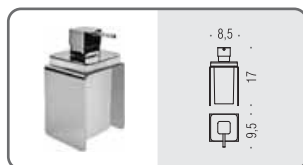
B9333 
Spandisapone (L 0,22)
Soap dispenser



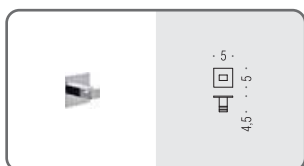
B2940 
Porta sapone d'appoggio
Standing soap dish holder



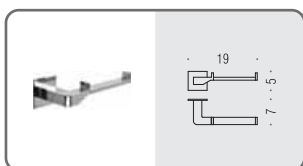
B2941 
Porta bicchiere d'appoggio
Standing glass holder



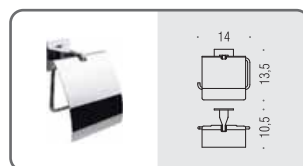
B9334 
Spandisapone (L 0,22) d'appoggio
Standing soap dispenser



LC67 
Appenditutto
Hook



B2908 
Porta rotolo
Paper holder



B2991 
Porta rotolo coperto
Paper holder with dispenser

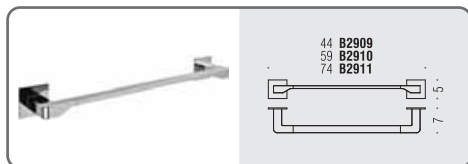


 **Direzione destra o sinistra modificabile dal cliente**
End user may modify left or right direction



La collezione Forever è stata appositamente progettata per un fissaggio a muro e vetro ottenuto con uno speciale nastro biadesivo in schiuma acrilica ad alte prestazioni (3M™ VHB™). Le caratteristiche tecniche di questa serie, unite ad un sistema di montaggio semplice e rapido, consentono un utilizzo dell'accessorio in condizioni difficili senza mai pregiudicare la tenuta e l'estetica. Le strisce biadesive sono già premontate sul pezzo e, per la preparazione della superficie del muro, all'interno della confezione sono presenti un kit di pulizia ed uno stick con il primer/attivatore. **Attenzione:** si sconsiglia l'applicazione dei pezzi su superfici particolarmente ruvide o poco compatte, così come su intonaci o muri grezzi.


The Forever collection has been specially designed for a wall and glass fixing with a special high performance double sided acrylic foam tape (3M™ VHB™). The technical characteristics of this collection, combined with a quick and easy mounting system, allow an use of the appliance even in difficult conditions without ever affecting the aesthetics or the durability of use. Adhesive strips are already preassembled on the piece and, for the preparation of the wall surface, inside the box there is a cleaning kit and a stick with the Activator/primer. **Attention:** we do not recommend the application of the pieces on surfaces particularly rough, as well as on painted walls.



B2909 - B2910 - B2911 ○

Porta salvietta

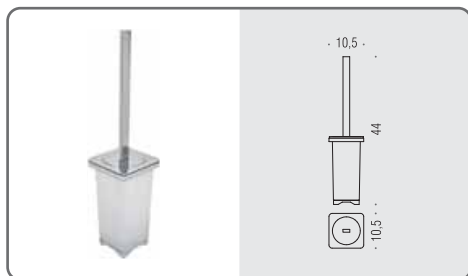
Towel holder



B2931 ○

Porta salvietta ad anello

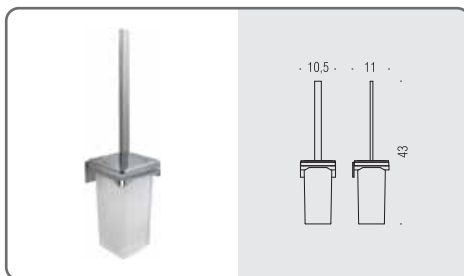
Ring towel holder



B2906 ○○

Porta scopino d'appoggio

Standing brush holder



B2907 ○○

Porta scopino

Hanging brush holder



B1800 KHALA

Design: Makio Hasuike

Makio Hasuike ha voluto interpretare l'ottone, materiale predominante negli accessori della serie, alleggerendone gli spessori ed il volume, per giungere all'essenzialità del segno. Design di sintesi, quindi sinonimo di contenuti semplici ma capaci di evocare emozioni.

Ogni accessorio della serie Khala è un pezzo fuso unico e gli sbalzi asimmetrici nei supporti degli accessori creano leggerezza e fluidità.

Una collezione di oggetti di arredamento di grande personalità e forte valenza semantica.

By reducing the proportions and mass of the accessories, Makio Hasuike has redefined the use of brass, the core material of this "essential" collection. Simple and abstract designs, but with a strength of character that evokes an emotional response. Each accessory of the Khala range is cast as one piece, in an asymmetrical style which gives delicate and flowing lines.

A collection of bathroom furnishings with a strong and distinctive personality.



Khala

Design: Makio Hasuike



Quando si tratta di dare forma ad un oggetto,
ci si confronta con il tema della responsabilità.


When it comes to giving shape to an object,
you are confronted with the issue of responsibility.







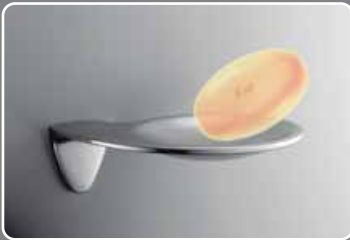












Khala



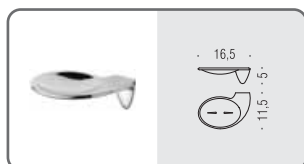
KHALA

Design: Makio Hasuike



Materiale: Ottone / Cromall®
Material: Brass / Cromall®

- Finitura: Cromo
Finish: Chrome
- Complemento: Vetro acidato naturale
Complement: Natural acid glass



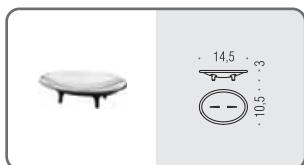
B1801
Porta sapone
Soap dish holder



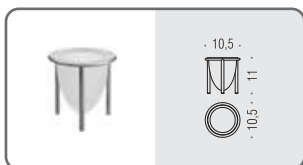
B1802
Porta bicchiere
Glass holder



B9303
Spandisapone (L 0,35)
Soap dispenser



B1840
Porta sapone d'appoggio
Standing soap dish holder



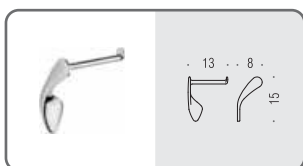
B1841
Porta bicchiere d'appoggio
Standing glass holder



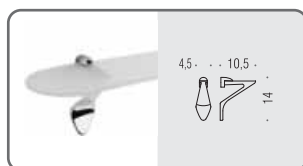
B9304
Spandisapone (L 0,35) d'appoggio
Standing soap dispenser



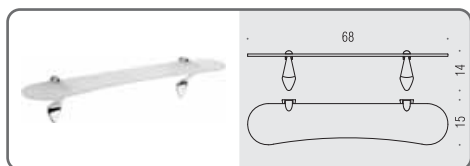
MH17
Appenditutto
Hook



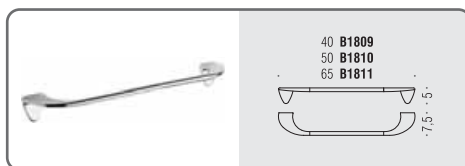
B1808
Porta rotolo
Paper holder



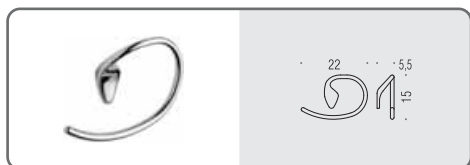
B18PZ
Reggimensola regolabile 4-10 mm
Adjustable shelf holder(4-10 mm)



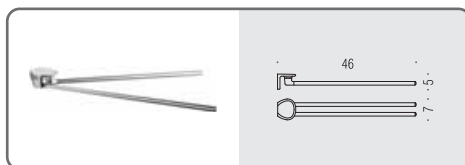
B1816 ○○
Mensola
 Shelf



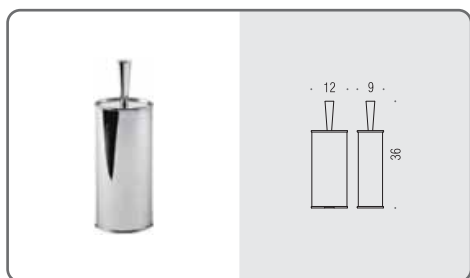
B1809 - B1810 - B1811 ○
Porta salvietta
 Towel holder



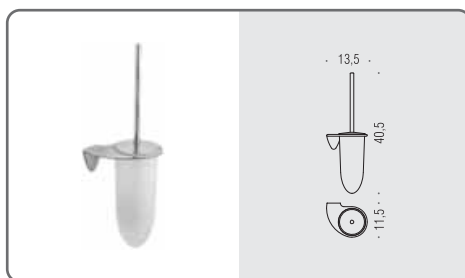
B1831 ○
Porta salvietta ad anello
 Ring towel holder



B1813 ○
Porta salvietta doppio a snodo
 Double bar towel holder



B9405 ○
Porta scopino d'appoggio
 Standing brush holder



B1807 ○○
Porta scopino
 Hanging brush holder

B2800 LAND

Design: **TEAM 3**

Un gruppo di progettisti giovani, competenti e geniali, ha ideato una collezione di complementi per l'arredo del bagno denominata "LAND", le cui linee curve si dispiegano armoniosamente e rimandano a forme primarie che suscitano emozioni.

A group of young, skilled and ingenious designers, have conceived a collection of accessories called "LAND", whose curves unfold harmoniously reminding us of primitive shapes that stir up emotions.



Land

Design: **TEAM 3**



"I dettagli non sono dettagli.
Sono l'essenza del progetto."

"The details are not the details.
They make the design."

Charles Eames



















Land



LAND

Design: **TEAM 3**



Materiale: Ottone / Cromall®
Material: Brass / Cromall®

- Finitura: Cromo
Finish: Chrome
- Complemento: Vetro acidato naturale
Complement: Natural acid glass



B2801
Porta sapone inamovibile
Irremovable soap dish holder



B2802
Porta bicchiere
Glass holder



B9318
Spandisapone (L 0,23)
Soap dispenser



B2842
Porta sapone d'appoggio
Standing soap dish holder



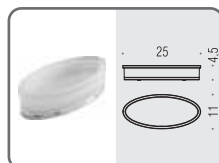
B2840
Porta sapone d'appoggio
Standing soap dish holder



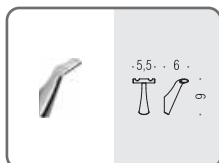
B2841
Porta bicchiere d'appoggio
Standing glass holder



B9319
Spandisapone (L 0,23) d'appoggio
Standing soap dispenser



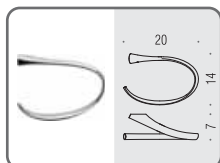
B2843
Porta oggetti da bagno
Bathroom basket



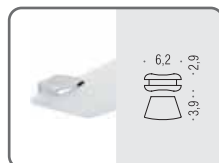
CD67
Appenditutto
Hook



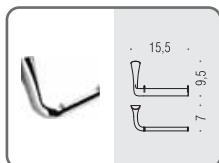
CD77
Appenditutto
Hook



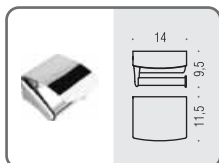
B2831
Porta salvietta ad anello
Ring towel holder



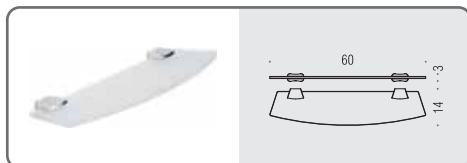
B28PZ
Reggimensola regolabile 6-8 mm
Adjustable shelf holder(6-8 mm)



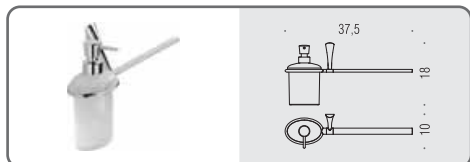
B2808
Porta rotolo
Paper holder



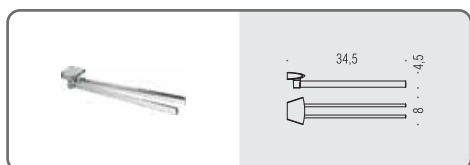
B2891
Porta rotolo coperto
Paper holder with cover



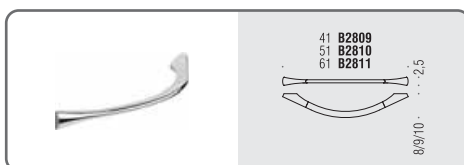
B2816
Mensola
Shelf



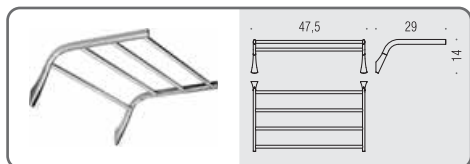
B2874 DX-SX ○○
Spandisapone (L 0,23) e porta salvietta per bidet
 Soap dispenser and towel holder for bidet



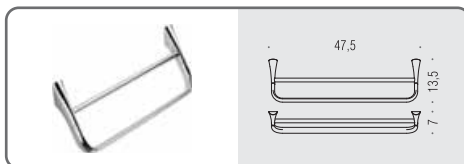
B2813 ○
Porta salvietta doppio a snodo
 Double bar towel holder



B2809 - B2810 - B2811 ○
Porta salvietta
 Towel holder



B2887 ○
Rack porta salvietta
 Rack towel holder



B2888 ○
Porta salvietta doppio
 Double towel holder



B2806 ○○
Porta scopino d'appoggio
 Standing brush holder



B2807 ○○
Porta scopino
 Hanging brush holder

B2400 LINK

Design: Angeletti Ruzza Design

Sottrarre, valorizzare la funzione, sottolineare il concetto:
semplicità sinonimo di leggerezza.

Link di Angeletti e Ruzza è una collezione di oggetti che non vincola
l'arredamento del bagno, liberandolo da soluzioni scontate.
Link è espressione fondamentale di design ricondotto a segni minimi
che esaltino il contesto per recuperare uno stile rigoroso
finalizzato a rinnovarsi nel segno dell'eccellenza.

*The attempt to get to the heart of concept
of simplicity reveals its importance on functional values.
Collection Link, by Angeletti e Ruzza expresses a multiple
identity for any living solution.*

*The early sign gains its potential in appealing contexts
and expectations of bath areas, increasing a perfect style
under discerning excellence.*



Link

Design: Angeletti Ruzza Design



Due oggi sono i requisiti richiesti agli oggetti:
emozione e tecnologia.

There are two requested requirements for the objects,
emotion and technology.

















Link



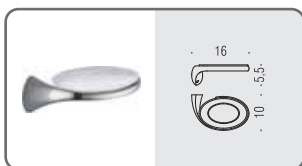
LINK

Design: Angeletti Ruzza Design



Materiale: Ottone / Cromall®
Material: Brass / Cromall®

- Finitura: Cromo
Finish: Chrome
- Complemento: Vetro acidato naturale
Complement: Natural acid glass



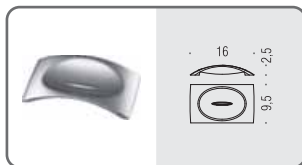
B2401DX - B2401SX
Porta sapone
Soap dish holder




B2402DX - B2402SX
Porta bicchiere
Glass holder



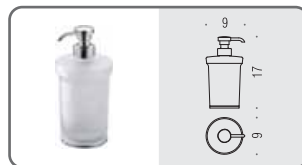
B9310DX - B9310SX
Spandisapone (L 0,32)
Soap dispenser



B2440
Porta sapone d'appoggio
Standing soap dish holder



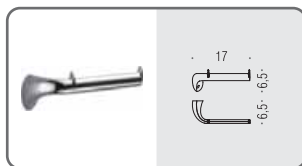
B2441
Porta bicchiere d'appoggio
Standing glass holder



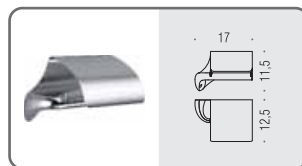
B9311
Spandisapone (L 0,32) d'appoggio
Standing soap dispenser



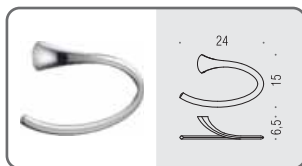
AR27
Appenditutto
Hook



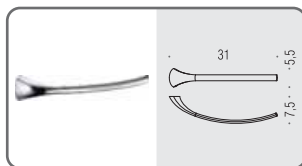
B2408
Porta rotolo
Paper holder




B2491
Porta rotolo coperto
Paper holder with cover



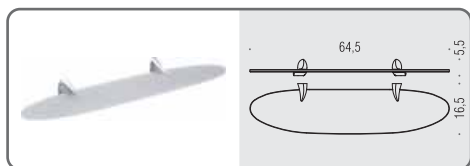
B2431
Porta salvietta ad anello
Ring towel holder




B2412
Porta salvietta fisso
Towel holder



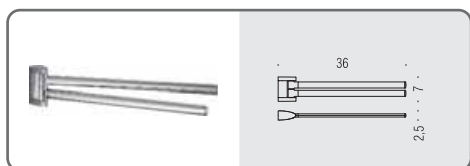
B24PZ DX - B24PZ SX
Reggimensola
Shelf holder



B2416 ○○
Mensola
 Shelf



B2409 - B2410 - B2411 ○
Porta salvietta
 Towel holder



B2413 ○
Porta salvietta doppio a snodo
 Double bar towel holder



B2406 ○○
Porta scopino d'appoggio
 Standing brush holder



B2407DX - B2407SX ○○
Porta scopino
 Hanging brush holder

LOOK^{B1600}

Design: Luca Colombo

Design di attenta ricerca delle proporzioni per esprimere essenzialità e raffinata eleganza. Look, collezione disegnata da Luca Colombo, accentua il connubio di linee pure, divenendo complemento d'arredo minimale di grande personalità.

Designed with a careful attention to proportion while expressing essentiality and fine elegance, Look, by Luca Colombo, stresses the symbiosis of pure lines, to become part of our minimal living furnishings with strong personality.



Look

Design: Luca Colombo



"L'elemento fondamentale sono le proporzioni:
sono le proporzioni che rendono classici gli oggetti e le grandi opere architettoniche."

"The fundamental factor is proportion:
Proportion is precisely what makes classic objects and great architectural works."

Charles Eames



















Look



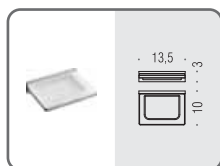
LOOK

Design: Luca Colombo

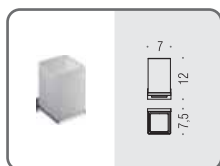


Materiale: Ottone / Cromall®
Material: Brass / Cromall®

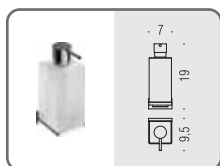
- Finitura: Cromo
Finish: Chrome
- Finitura: Bianco opaco
Finish: Matt white
- Complemento: Vetro acidato naturale
Complement: Natural acid glass
- Complemento: ABS
Complement: ABS



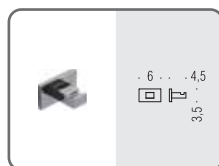
B1601 ●●●
Porta sapone
Soap dish holder




B1602 ●●●●
Porta bicchiere
Glass holder




B9316 ●●●●●
Spandisapone (L 0,31)
Soap dispenser



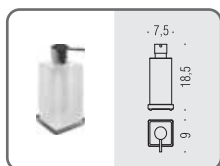
LC27 ●●
Appenditutto
Hook



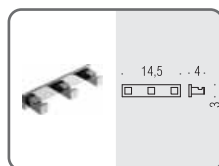
B1640 ●●●●●
Porta sapone d'appoggio
Standing soap dish holder



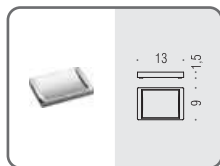
B1641 ●●●●●
Porta bicchiere d'appoggio
Standing glass holder



B9317 ●●●●●
Spandisapone (L 0,31) d'appoggio
Standing soap dispenser



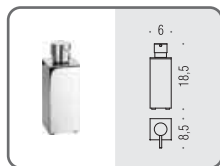
LC37 ●●
Appenditutto
Hook




B1642 ●
Porta sapone d'appoggio in ottone cromato
Chrome plated brass standing soap dish holder



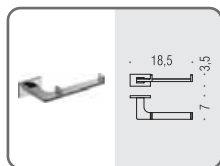
B1643 ●
Porta bicchiere d'appoggio in ottone cromato
Chrome plated brass standing glass holder



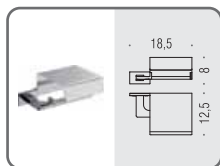
B9320 ●
Spandisapone (L 0,15) d'appoggio in ottone cromato
Chrome plated brass standing soap dispenser



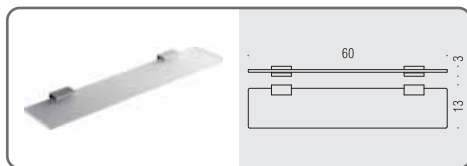
B16PZ ●●●
Reggimensola
Shelf holder



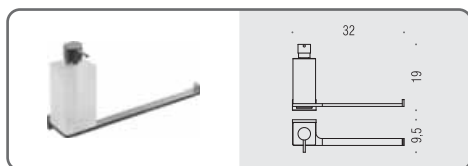
B1608 ●●
Porta rotolo
Paper holder



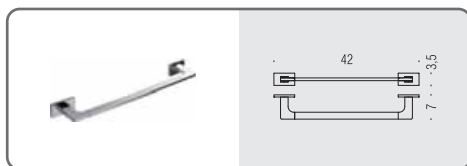
B1691 ●●●
Porta rotolo coperto
Paper holder with cover



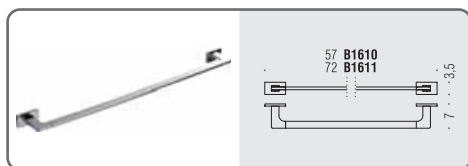
B1616 ●●●●●
Mensola
Shelf



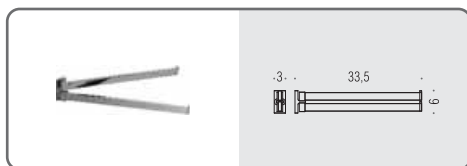
B1674 ● ● ●
Spandisapone (L 0,31) e porta salvietta per bidet
 Soap dispenser and towel holder for bidet



B1609 ● ●
Porta salvietta
 Towel holder



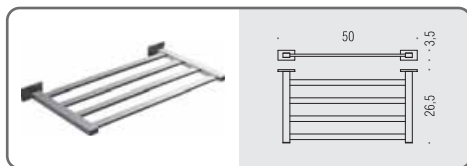
B1610 - B1611 ● ●
Porta salvietta
 Towel holder



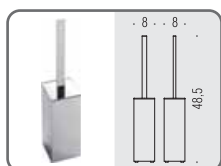
B1612 ● ●
Porta salvietta doppio a snodo
 Double bar towel holder



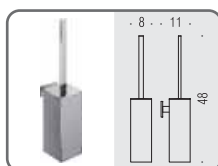
B1631 ● ●
Porta salvietta ad anello
 Ring towel holder



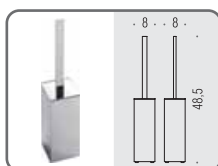
B1687 ●
Rack porta salvietta
 Rack towel holder



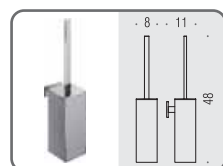
B1606 ● ●
Porta scopino d'appoggio
 Standing brush holder



B1607 ● ●
Porta scopino
 Hanging brush holder



B1626 ● ●
Porta scopino d'appoggio in ABS
 ABS standing brush holder



B1627 ● ●
Porta scopino in ABS
 ABS hanging brush holder



LULÙ^{B6200}

Design: Luca Colombo

L'eleganza senza eccessi è bellezza assoluta. La ricerca della semplicità nei particolari, la proporzione e l'equilibrio dei valori sono il comune denominatore degli oggetti della collezione Lulù di Luca Colombo.

Simple elegance means true beauty. Luca Colombo designed Lulù, a collection made of simplicity, proportion and balance common feature to all its components.



Lulù

Design: Luca Colombo



Il segno dà carattere alla forma.
Semplice, per durare nel tempo.

The sign gives character to the form.
Simply, to last over time.




















Lulù

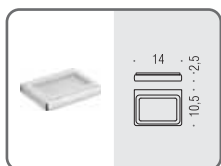
LULÙ

Design: Luca Colombo




Materiale: Ottone / Cromall®
Material: Brass / Cromall®

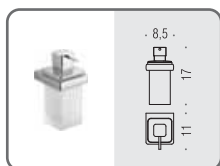
- Finitura: Cromo
Finish: Chrome
- Finitura: HPS Gold
Finish: HPS gold plated
- Complemento: Vetro acidato naturale
Complement: Natural acid glass
- Complemento: ABS
Complement: ABS



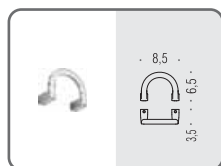
B6201
Porta sapone
Soap dish holder



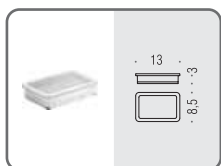
B6202
Porta bicchiere
Glass holder




B9321
Spandisapone (L 0,28)
Soap dispenser



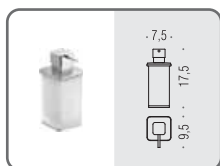
LC47
Appenditutto
Hook



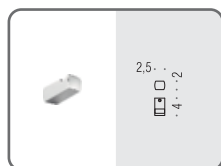
B6240
Porta sapone d'appoggio
Standing soap dish holder



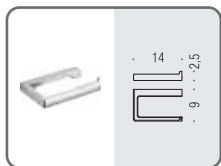
B6241
Porta bicchiere d'appoggio
Standing glass holder



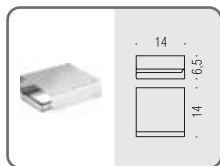
B9322
Spandisapone (L 0,28) d'appoggio
Standing soap dispenser



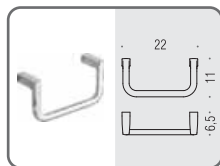
LC57
Appenditutto
Hook



B6208
Porta rotolo
Paper holder



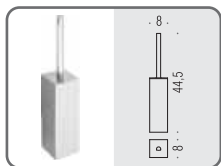
B6291
Porta rotolo coperto
Paper holder with cover



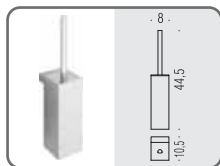
B6231
Porta salvietta ad anello
Ring towel holder



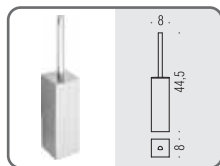
B62PZ
Reggimensola
Shelf holder



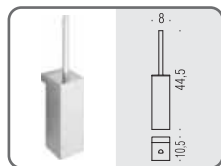
B6206
Porta scopino d'appoggio
Standing brush holder



B6207
Porta scopino
Hanging brush holder



B6226
Porta scopino d'appoggio in ABS
ABS standing brush holder



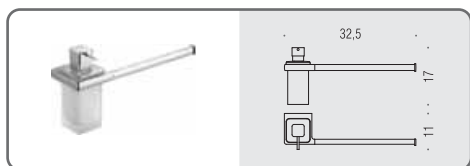
B6227
Porta scopino in ABS
ABS hanging brush holder



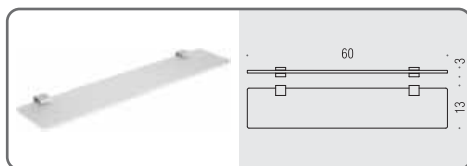
B6203 ●● ○○
Porta spugna
 Sponge dish



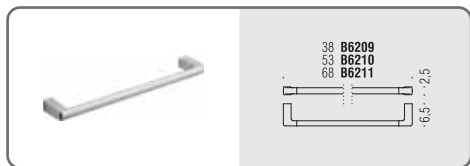
B6242 ●● ○○
Porta spugna d'appoggio
 Standing sponge dish



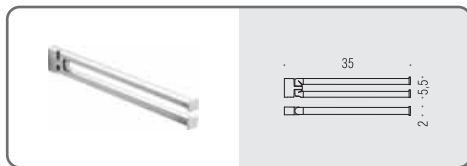
B6274 ●● ○○
Spandisapone (L 0,28) e porta salvietta per bidet
 Soap dispenser and towel holder for bidet



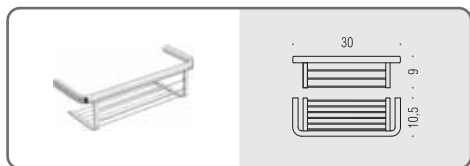
B6216 ●● ○○
Mensola
 Shelf



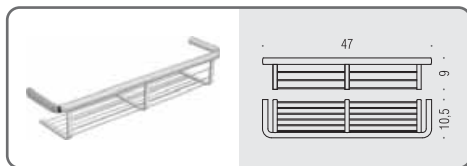
B6209 - B6210 - B6211 ●● ○○
Porta salvietta
 Towel holder



B6212 ●● ○○
Porta salvietta doppio a snodo
 Double bar towel holder



B6232 ●● ○○
Porta oggetti da doccia e vasca
 Basket for shower and bath



B6233 ●● ○○
Porta oggetti da doccia e vasca
 Basket for shower and bath

B0100
LUNA

Design: Carlo Bartoli

Luna è una collezione di accessori di design
equilibrata, destinata a rimanere sempre attuale.

*Luna is a collection of accessories with a linear,
classic design that will never go out of style.*



Luna

Design: Carlo Bartoli



L'arte ha il senso della scoperta infinita del bello
in ogni istante quotidiano.

Art has a sense of infinite discovery of beauty
in every moment.



















Luna

LUNA

Design: Carlo Bartoli



Materiale: Ottone / Cromall®
Material: Brass / Cromall®


- Finitura: Cromo
Finish: Chrome
- Complemento: Vetro acidato naturale
Complement: Natural acid glass
- Complemento: Vetro trasparente
Complement: Clear glass



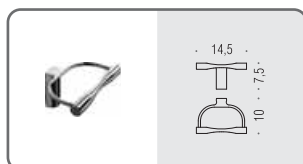
B0101
Porta sapone
Soap dish holder



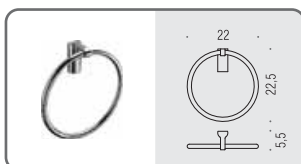
B0102
Porta bicchiere
Glass holder




B9309
Spandisapone (L 0,32)
Soap dispenser



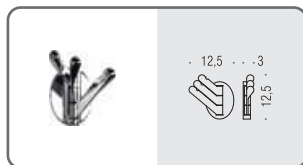
B0108
Porta rotolo
Paper holder



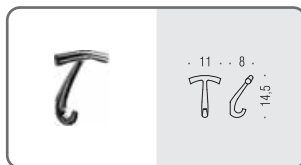
B0111
Porta salvietta ad anello
Ring towel holder



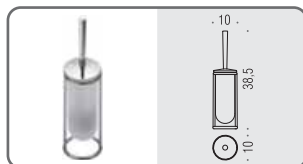
B01PZ
Reggimensola regolabile 6-12 mm
Adjustable shelf holder (6-12 mm)



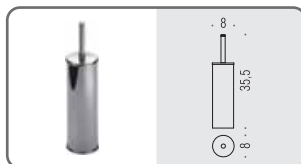
CB17-TRIO
Appenditutto
Hook




CB37-CLUB
Appenditutto
Hook




B0106
Porta scopino d'appoggio
Standing brush holder



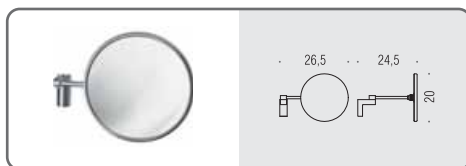
B0506
Porta scopino d'appoggio
Standing brush holder



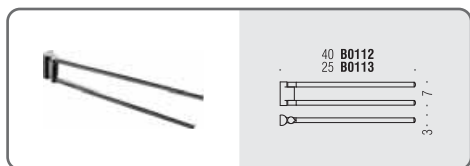
B0107
Porta scopino
Hanging brush holder



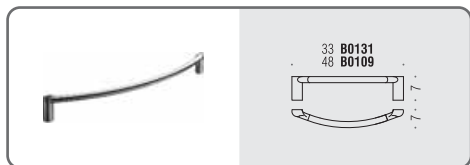
B0130 ●●
Mensola
 Shelf



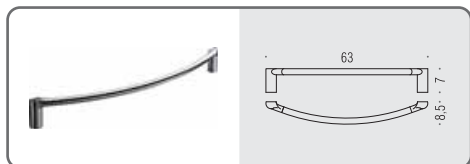
B0125 ●
Specchio ingranditore a muro (3x)
 Wall magnifying mirror (3 times)



B0112 - B0113 ●
Porta salvietta doppio a snodo
 Double bar towel holder



B0131 - B0109 ●
Porta salvietta
 Towel holder



B0110 ●
Porta salvietta
 Towel holder

MELO^{B1200}

Design: Ambrogio Rossari

Lontano dalle facili tentazioni delle mode passeggere e desiderando esprimere sensibilità ed equilibrio in oggetti di uso quotidiano, Ambrogio Rossari ha disegnato Melò, collezione di accessori "senza tempo", il cui rigore formale li assimila con facilità agli altri elementi dell'ambiente bagno.

Uninfluenced by the passing trends of fashion, and with a strong wish to express sensitivity and balance in objects of daily use, Ambrogio Rossari has designed Melò, a collection of timeless accessories with such a stark simplicity that they combine with other items of bathroom furniture to perfection.



Melò


Design: Ambrogio Rossari



"C'è anche una concezione poetica del design,
un percorso di luoghi e di memorie."

"There is also a poetic view in design,
a journey of places and memories."

Salvatore Pica



















Melò



MELÒ

Design: Ambrogio Rossari



Materiale: Ottone / Cromall®
Material: Brass / Cromall®

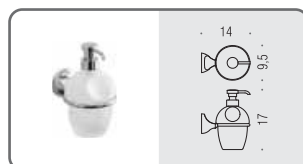
- Finitura: Cromo
Finish: Chrome
- Finitura: Oro
Finish: Gold plated
- Complemento: Vetro acidato naturale
Complement: Natural acid glass



B1201
Porta sapone
Soap dish holder



B1202
Porta bicchiere
Glass holder



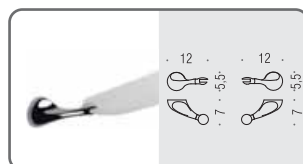
B9306
Spandisapone (L 0,38)
Soap dispenser



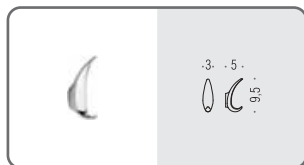
B9305
Spandisapone (L 0,38) d'appoggio
Standing soap dispenser



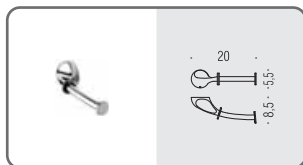
B1200
Ghiera
Ring



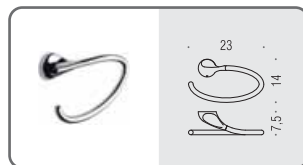
B12PZ DX - B12PZ SX
Reggimensola
Shelf holder



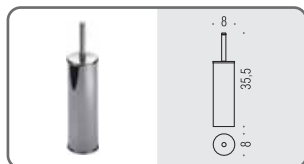
RA17
Appenditutto
Hook



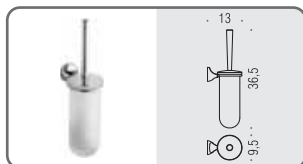
B1208
Porta rotolo
Paper holder



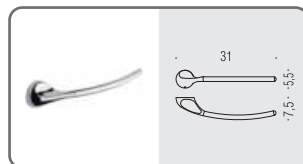
B1231
Porta salvietta ad anello
Ring towel holder



B0506
Porta scopino d'appoggio
Standing brush holder



B1207
Porta scopino
Hanging brush holder

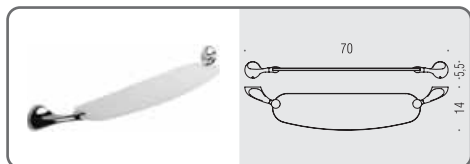


B1211
Porta salvietta fisso
Towel holder

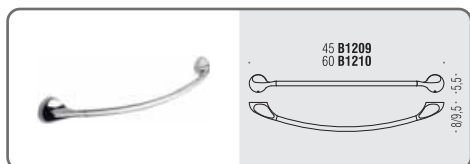




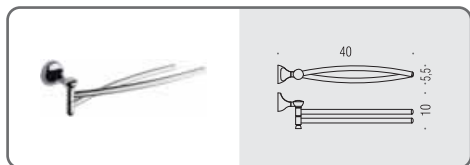
La serie Melò è fornita completa di viti, tasselli e brugole di montaggio.
 Esiste altresì la possibilità di fissaggio a muro con la colla specifica bi-componente da richiedere come optional
 (Art. B12SL - max. 30 prodotti)
 Our Melò collection is delivered complete with screws, plugs and Allen key.
 Wall fixing with adhesive is available. Please ask for the correct two component adhesive (item B12SL – max. 30 items)



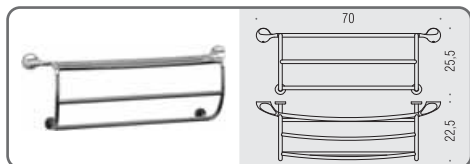
B1216 ●●
Mensola
 Shelf



B1209 - B1210 ●
Porta salvietta
 Towel holder



B1212 ●
Porta salvietta doppio a snodo
 Double bar towel holder



B1287 ●
Rack porta salvietta
 Rack towel holder

B5200 NORDIC

Design: Efreem Bonacina e Giovanni Moro

“Due giovani Industrial Designer hanno scelto di creare una collezione dove ogni elemento torna a rispondere all'esigenza funzionale per il quale viene scelto. Oggetti per il vivere contemporaneo dove l'estetica è sempre stile non urlato, e l'esperienza dell'Azienda si fonde con la forma per vivere il prodotto negli anni futuri.”

“Two young Industrial Designers have created a collection, where each element is the answer to the functional need for which it has been chosen. Objects for the contemporary living where aesthetic is an uncried style and where the company's experience merge with form into a timeless product.”



Nordic


Design: Efrem Bonacina e Giovanni Moro



"L'ovvio è quel che non si vede mai,
finchè quancuno non lo esprime con la massima semplicità."

"The obvious is that it is never realized
until someone expresses it with ease."

Kahlil Gibran


















Nordic




NORDIC

Design: Efreem Bonacina e Giovanni Moro

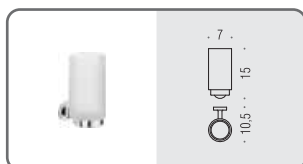


Materiale: Ottone / Cromall®
Material: Brass / Cromall®

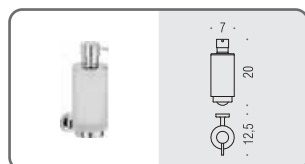
- Finitura: Cromo
Finish: Chrome
- Complemento: Vetro acidato naturale
Complement: Natural acid glass
- Complemento: Ceramica nera opaca
Complement: Matt black ceramics
- Complemento: Ceramica bianca opaca
Complement: Matt white ceramics



B5201
Porta sapone
Soap dish holder




B5202
Porta bicchiere
Glass holder




B9323
Spandisapone (L 0,25)
Soap dispenser



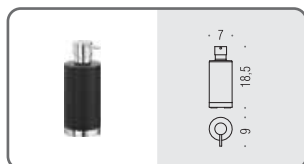
B5240
Porta sapone d'appoggio
Standing soap dish holder



B5241
Porta bicchiere d'appoggio
Standing glass holder




B5241
Porta bicchiere d'appoggio
Standing glass holder



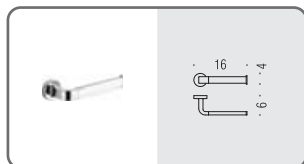
B9324
Spandisapone (L 0,25) d'appoggio
Standing soap dispenser



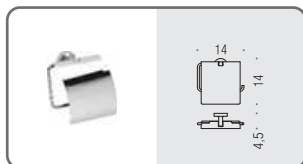
EB17
Appenditutto
Hook




EB27
Appenditutto
Hook



B5208
Porta rotolo
Paper holder



B5291
Porta rotolo coperto
Paper holder with cover



B523M
Ghiera con bi-adesivo
Ring with adhesive

Reversibile
Reversible

Direzione destra o sinistra modificabile dal cliente
End user may modify left or right direction

Optional
Optional



La serie Nordic è fornita completa di viti, tasselli e brugole di montaggio.

OPTIONAL - Esiste altresì la possibilità di utilizzare per ogni punto di fissaggio un kit con biadesivo (Art. B523M). Il biadesivo è premontato sul pezzo e, per la preparazione della superficie del muro, all'interno della confezione sono presenti un kit di pulizia ed uno stick con il primer/attivatore.

Attenzione: si sconsiglia l'applicazione dei pezzi su superfici particolarmente ruvide o poco compatte, così come su intonaci o muri grezzi.

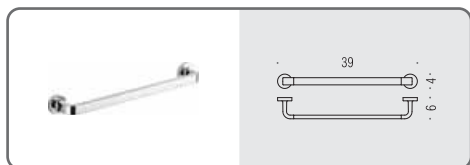
Our Nordic collection is delivered complete with screws, plugs and Allen key.

OPTIONAL - Wall fixing with adhesive is available. Please ask for the correct component for each fixing point (Art. B523M). Adhesive strips are already preassembled on the piece and, for the preparation of the wall surface, inside the box there is a cleaning kit and a stick with the Activator/primer.

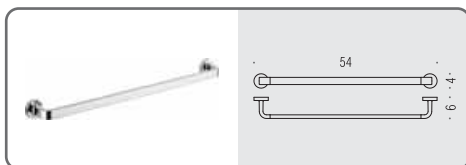
Attention: we do not recommend the application of the pieces on surfaces particularly rough, as well as on painted walls.



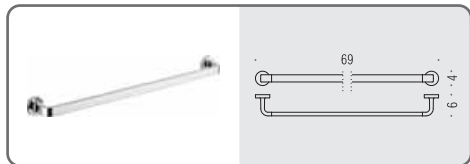
B5231 
Porta salvietta ad anello
Ring towel holder



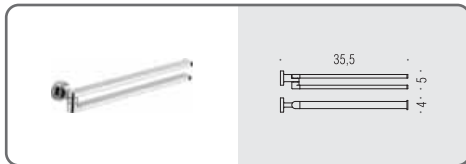
B5209 
Porta salvietta
Towel holder



B5210 
Porta salvietta
Towel holder



B5211 
Porta salvietta
Towel holder



B5212 
Porta salvietta doppio a snodo
Double bar towel holder



B5206 
Porta scopino d'appoggio
Standing brush holder



B5207 
Porta scopino
Hanging brush holder



B7000
OVER

Design: Efrem Bonacina e Giovanni Moro

Razionalità ed emozione.

La collezione Over propone un utilizzo armonico di materiali altamente tecnici plasmati da forme morbide, senza tempo.

L'accessorio da bagno raggiunge così nuovi ed evoluti standard di riferimento, svincolandosi dal tradizionale concetto di applicazione attraverso l'utilizzo di un sistema di fissaggio a muro con adesivi tecnologici.

Over di Colombo Design: la scelta per chi vuole di più, anche nel proprio bagno.

Rationality and emotion.

The Over collection offers an harmonic use of highly technical materials modeled by soft shapes, timeless.

The bathroom accessory reaches in this way new and advanced standard, freeing themselves from the traditional concept of application through the use of a wall fastening system with technological adhesive.

The Over collection of Colombo Design, the choice for those who want more, even in their bathroom.



Over

Design: Efrem Bonacina e Giovanni Moro



“L'arte è l'espressione del pensiero più profondo
nel modo più semplice.”

“Art is the expression of the deepest thought
in the simplest way.”

Albert Einstein


















Over





OVER

Design: Efreem Bonacina e Giovanni Moro



Materiale: Acciaio Inox AISI 316 L
Material: AISI 316 L Inox stainless-steel

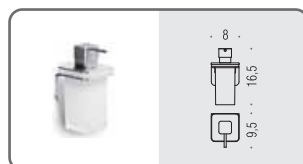
-  Finitura: Satinata
Finish: Satin
-  Complemento: Vetro acidato naturale
Complement: Natural acid glass



B7001 
Porta sapone
Soap dish holder



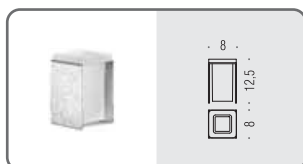
B7002 
Porta bicchiere
Glass holder



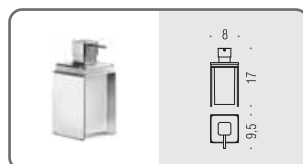
B9328 
Spandisapone (L 0,22)
Soap dispenser



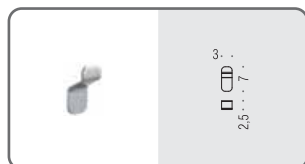
B7040 
Porta sapone d'appoggio
Standing soap dish holder



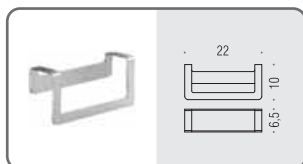
B7041 
Porta bicchiere d'appoggio
Standing glass holder



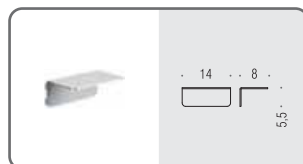
B9329 
Spandisapone (L 0,22) d'appoggio
Standing soap dispenser



GM17 
Appenditutto
Hook




B7031 
Porta salvietta ad anello
Ring towel holder



B7070 
Svuota tasche
Object wall shelf



B7008 
Porta rotolo
Paper holder



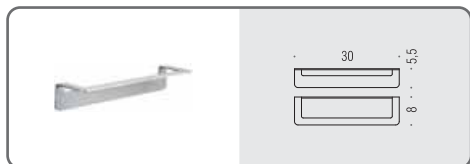
B7090 
Porta rotolo
Paper holder



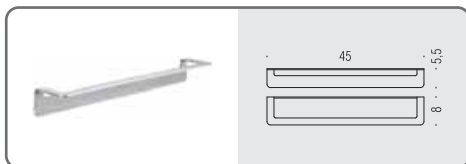


La collezione Over è stata appositamente progettata per un fissaggio a muro e vetro ottenuto con uno speciale nastro biadesivo in schiuma acrilica ad alte prestazioni (3M™ VHB™). Le caratteristiche tecniche di questa serie, unite ad un sistema di montaggio semplice e rapido, consentono un utilizzo dell'accessorio in condizioni difficili senza mai pregiudicare la tenuta e l'estetica. Le strisce biadesive sono già premontate sul pezzo e, per la preparazione della superficie del muro, all'interno della confezione sono presenti un kit di pulizia ed uno stick con il primer/attivatore. **Attenzione:** si sconsiglia l'applicazione dei pezzi su superfici particolarmente ruvide o poco compatte, così come su intonaci o muri grezzi.

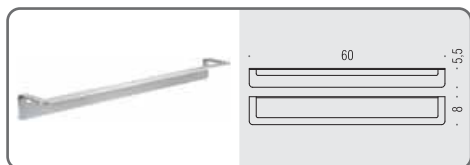
The Over collection has been specially designed for a wall and glass fixing with a special high performance double sided acrylic foam tape (3M™ VHB™). The technical characteristics of this collection, combined with a quick and easy mounting system, allow an use of the appliance even in difficult conditions without ever affecting the aesthetics or the durability of use. Adhesive strips are already preassembled on the piece and, for the preparation of the wall surface, inside the box there is a cleaning kit and a stick with the Activator/primer. **Attention:** we do not recommend the application of the pieces on surfaces particularly rough, as well as on painted walls.




B7009 ●
Porta salvietta
Towel holder



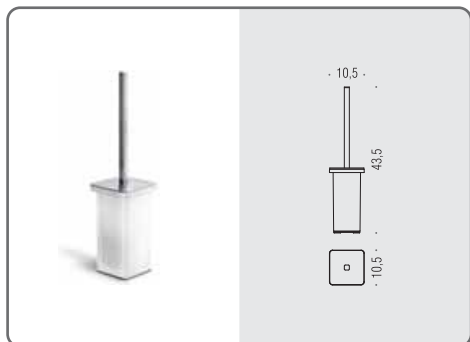
B7010 ●
Porta salvietta
Towel holder



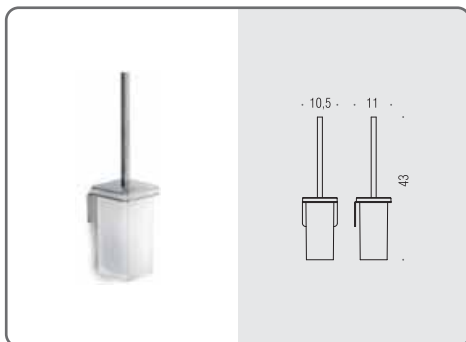
B7011 ●
Porta salvietta
Towel holder



B7071 ●
Porta riviste
Magazine rack



B7006 ●●
Porta scopino d'appoggio
Standing brush holder



B7007 ●●
Porta scopino
Hanging brush holder



W4900 PLUS

Design: Piet Billekens

Negli oggetti di uso quotidiano la ricerca del segno formale rende talvolta secondaria la funzionalità.

Piet Billekens ha ristabilito nel progetto PLUS l'equilibrio tra concetto e funzione, disegnando complementi d'arredo non subordinati a stili o tendenze.

Massima attenzione ai materiali e peculiare controllo dei processi di lavorazione sono garantiti da Colombo Design che condivide il concetto di qualità totale.

Sometimes the research of a formal design in everyday used objects might give to functionality a secondary role.

Thanks to Arch. Piet Billekens the project PLUS, has re-established the balance between concept and function, designing furnishing complements free from any style or trend. The highest attention was also given to the materials, with a peculiar control to the manufacturing process granted by Colombo Design that shares the common concepts of total quality.



Plus

Design: Piet Billekens



"Senza entusiasmo non si è mai compiuto
niente di grande."

"Nothing great was ever achieved
without enthusiasm."

Ralph W. Emerson

















Plus




PLUS

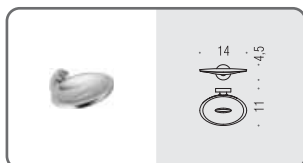
Design: Piet Billekens

Materiale: Ottone / Cromall®
Material: Brass / Cromall®

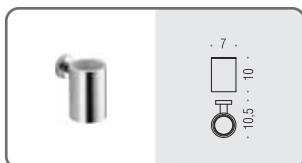
- Finitura: Cromo
Finish: Chrome
- Complemento: Vetro trasparente
Complement: Clear glass



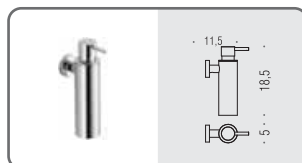
B523M
Ghiera con bi-adesivo
Ring with adhesive



W4901
Porta sapone inamovibile
Irremovable soap dish holder



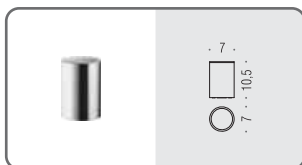
W4902
Porta bicchiere inamovibile
Irremovable glass holder



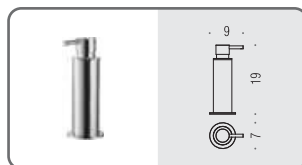
W4981
Spandisapone (L 0,15)
Soap dispenser



W4940
Porta sapone d'appoggio
Standing soap dish holder



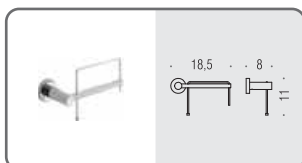
W4941
Porta bicchiere d'appoggio
Standing glass holder



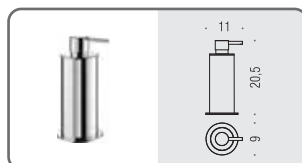
W4980
Spandisapone (L 0,15) d'appoggio
Standing soap dispenser



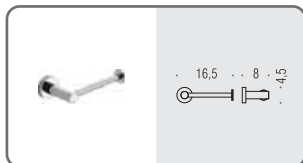
W4917
Appenditutto
Hook



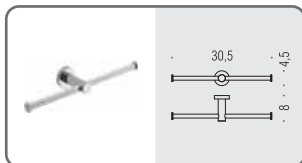
W4908 DX - W4908 SX
Porta rotolo
Paper holder



W4980 XL
Spandisapone JUMBO (L 0,5) d'appoggio
Standing soap dispenser JUMBO version (L 0,5)



W4908
Porta rotolo
Paper holder



W4990
Porta rotolo doppio
Double Paper holder



W49PZ
Reggimensola
Shelf holder





La serie Plus è fornita completa di viti, tasselli e brugole di montaggio.

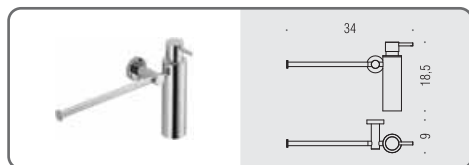
OPTIONAL - Esiste altresì la possibilità di utilizzare per ogni punto di fissaggio un kit con biadesivo (Art. B523M). Il biadesivo è premontato sul pezzo e, per la preparazione della superficie del muro, all'interno della confezione sono presenti un kit di pulizia ed uno stick con il primer/attivatore.

Attenzione: si sconsiglia l'applicazione dei pezzi su superfici particolarmente ruvide o poco compatte, così come su intonaci o muri grezzi.

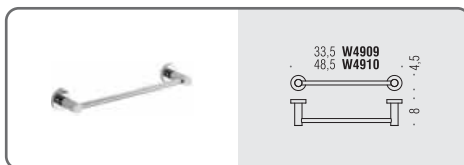
Our Plus collection is delivered complete with screws, plugs and Allen key.

OPTIONAL - Wall fixing with adhesive is available. Please ask for the correct component for each fixing point (Art. B523M). Adhesive strips are already preassembled on the piece and, for the preparation of the wall surface, inside the box there is a cleaning kit and a stick with the Activator/primer.

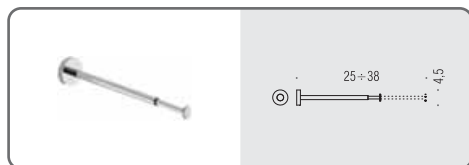
Attention: we do not recommend the application of the pieces on surfaces particularly rough, as well as on painted walls.



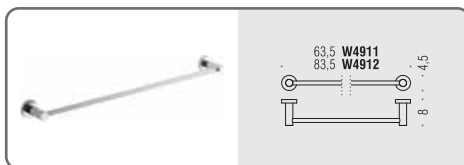
W4975 
Spandisapone (L 0,15) e porta salvietta per bidet
 Soap dispenser and towel holder for bidet



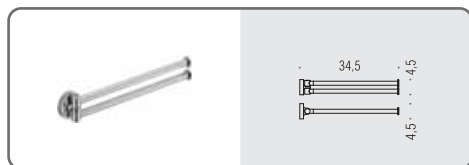
W4909 - W4910 
Porta salvietta
 Towel holder



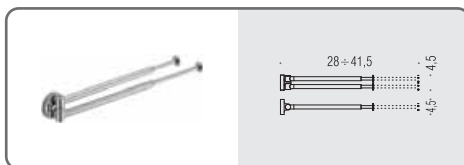
W4915 
Porta salvietta estensibile
 Extensible towel holder



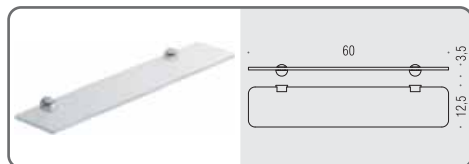
W4911 - W4912 
Porta salvietta
 Towel holder



W4913 
Porta salvietta doppio a snodo
 Double bar towel holder



W4914 
Porta salviette doppio estensibile a snodo
 Extensible double bar towel holder



W4916 
Mensola
 Shelf



W4931 
Porta salvietta ad anello
 Ring towel holder



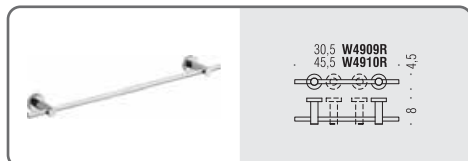
PLUS

Design: Piet Billekens

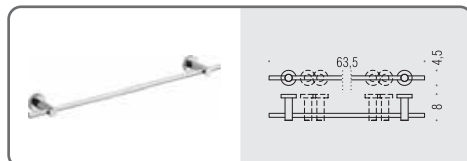


Materiale: Ottone / Cromall®
Material: Brass / Cromall®

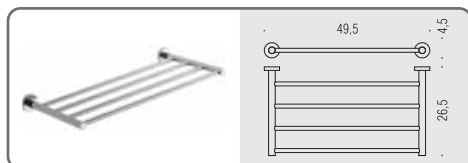
- Finitura: Cromo
Finish: Chrome
- Complemento: Vetro trasparente
Complement: Clear glass
- Complemento: Metacrilato
Complement: Methacrylate



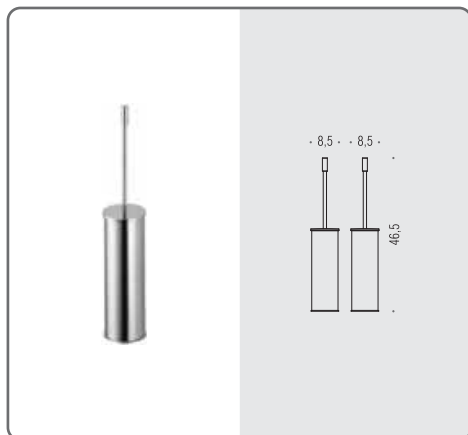
W4909R - W4910R
Porta salvietta con supporti regolabili
Towel holder, adjustable supports



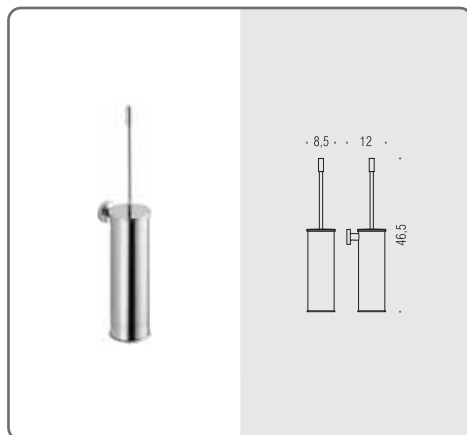
W4911R
Porta salvietta con supporti regolabili
Towel holder, adjustable supports



W4987
Rack porta salvietta
Rack towel holder



W4961
Porta scopino d'appoggio
Standing brush holder



W4962
Porta scopino
Hanging brush holder





La serie Plus è fornita completa di viti, tasselli e brugole di montaggio.

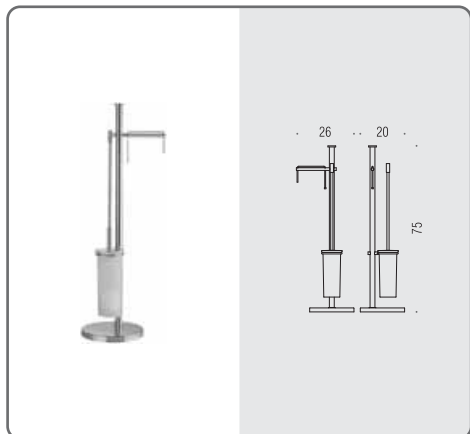
OPTIONAL - Esiste altresì la possibilità di utilizzare per ogni punto di fissaggio un kit con biadesivo (Art. B523M). Il biadesivo è premontato sul pezzo e, per la preparazione della superficie del muro, all'interno della confezione sono presenti un kit di pulizia ed uno stick con il primer/attivatore.

Attenzione: si sconsiglia l'applicazione dei pezzi su superfici particolarmente ruvide o poco compatte, così come su intonaci o muri grezzi.

Our Plus collection is delivered complete with screws, plugs and Allen key.

OPTIONAL - Wall fixing with adhesive is available. Please ask for the correct component for each fixing point (Art. B523M). Adhesive strips are already preassembled on the piece and, for the preparation of the wall surface, inside the box there is a cleaning kit and a stick with the Activator/primer.

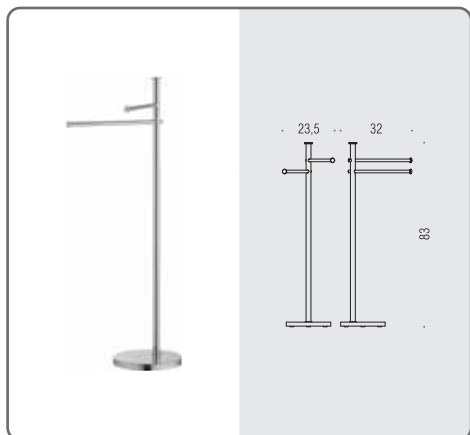
Attention: we do not recommend the application of the pieces on surfaces particularly rough, as well as on painted walls.



W4935 ○

Piantana con porta rotolo e porta scopino

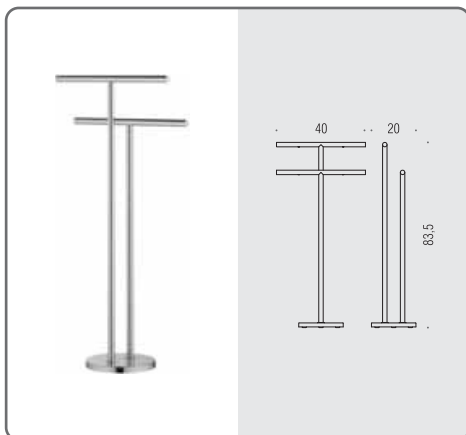
Standing column equipped with paper holder and brush holder



W4936 ○

Piantana con due porta salvietta

Standing column equipped with two towel holders



W4938 ○

Piantana con due porta salvietta

Standing column equipped with two towel holders



W4200 TIME

Design: R&D Colombo Design

Un rigoroso razionalismo è predominante nella progettazione della collezione Time. Essenziale funzionalità nel rispetto delle proporzioni ed armonia delle linee sono i punti di riferimento degli accessori Time che esprimono senza enfasi sensibilità e raffinatezza.

Rationalism has influenced the creation of a new and contemporary collection. Essential but proportioned functions, inspired and harmonised by the contemporary design.



Time

Design: R&D Colombo Design



"In ogni arte la semplicità
è essenziale."

"Simplicity is a law
that is essential to all art."

A. Schopenhauer

















Time



TIME

Design: R&D Colombo Design

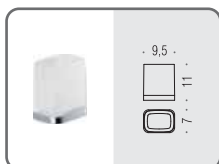


Materiale: Ottone
Material: Brass

- Finitura: Cromo
Finish: Chrome
- Complemento: Vetro acidato naturale
Complement: Natural acid glass



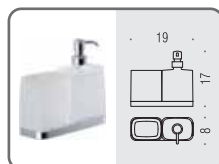
W4201
Porta sapone
Soap dish holder



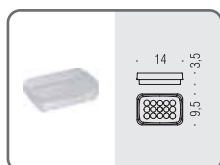
W4202
Porta bicchiere
Glass holder



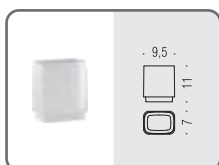
W4280
Spandisapone (L 0,36)
Soap dispenser



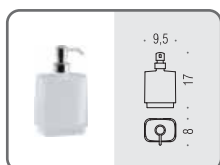
W4271
Porta bicchiere e spandisapone (L 0,36)
Glass holder and soap dispenser



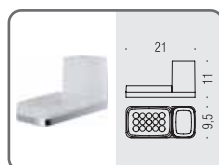
W4240
Porta sapone d'appoggio
Standing soap dish holder



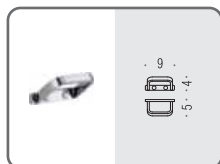
W4241
Porta bicchiere d'appoggio
Standing glass holder



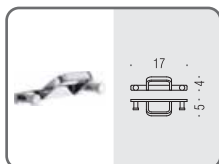
W4281
Spandisapone (L 0,36) d'appoggio
Standing soap dispenser



W4272
Porta sapone e porta bicchiere
Soap dish holder and glass holder



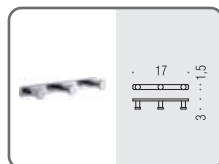
W4217
Appenditutto
Hook



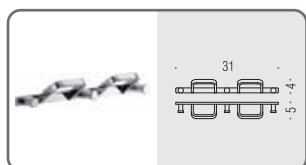
W4227
Appenditutto
Hook



W4247
Appenditutto
Hook



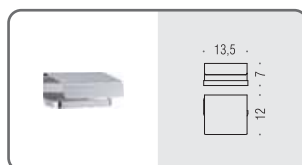
W4257
Appenditutto
Hook



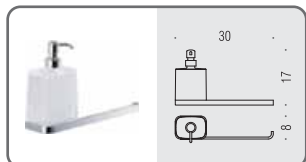
W4237
Appenditutto
Hook



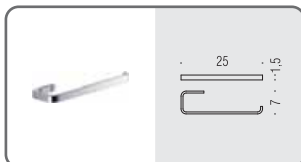
W4208
Porta rotolo
Paper holder




W4291
Porta rotolo coperto
Paper holder with cover




W4274 ○○
Spandisapone (L 0,36)
 e porta salvietta per bidet
 Soap dispenser and towel holder for bidet



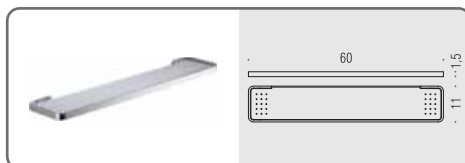
W4212 ○
Porta salvietta
 Towel holder



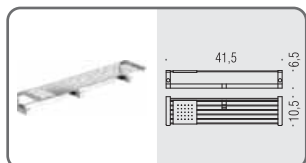
W4209 ○
Porta salvietta
 Towel holder



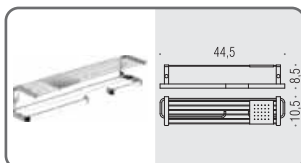
W4210 - W4211 ○
Porta salvietta
 Towel holder



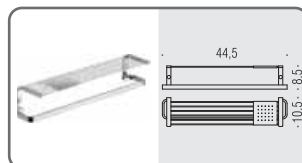
W4216 ○
Mensola con ripiano in acciaio inox
 Shelf with stainless steel base



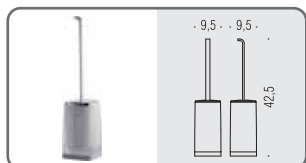
W4275 ○
Mensola con ganci appenditutto
 e ripiano in inox
 Shelf with coat hooks and stainless steel tray



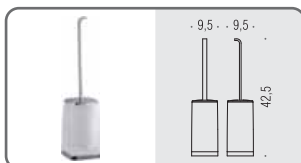
W4276 DX - W4276 SX ○
Mensola con porta salvietta,
porta rotolo e ripiano in inox
 Shelf with towel holder, paper holder
 and stainless steel tray




W4277 ○
Mensola con porta salvietta
 e ripiano in inox
 Shelf with towel holder and stainless steel tray



W4206 ○○
Porta scopino d'appoggio
 Standing brush holder



W4207 ○○
Porta scopino
 Hanging brush holder



Classic Line

B3300

HERMITAGE

Classic Line

Forme preziose e linee morbide arricchiscono gli accessori della linea Hermitage, creata per infondere fascino ed eleganza alle sale da bagno. La classicità di questa collezione rievoca stili del passato per infondere un'atmosfera ricca e sontuosa.

Precious forms and soft curves generate the Hermitage collection, specifically designed for elegant and prestigious bathrooms. This line is inspired by past classical styles to create rich and sophisticated atmospheres.



HERMITAGE

Classic Line



CREATE A TEMPLE IN YOUR BATHROOM.

"D'un classico ogni rilettura
è una lettura di scoperta come la prima."

"Reading classics is a discovery at any time,
just like the first time."

Italo Calvino

























HERMITAGE

Classic Line



HERMITAGE

Classic Line

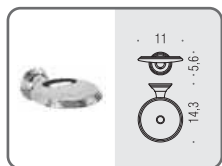


Materiale: Ottone
Material: Brass

HPS oro
HPS gold

Cromo
Chrome

- Finitura: HPS oro
Finish: HPS gold
 - Finitura: Cromo
Finish: Chrome
 - Finitura: Ottone antico
Finish: Antique brass
- Complemento: Vetro acidato naturale
Complement: Natural acid glass



B3301
Porta sapone inamovibile
Irremovable soap dish holder



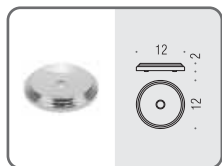
B3302
Porta bicchiere
Glass holder




B9335
Spandisapone (L 0,30)
Soap dispenser



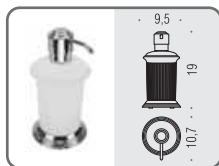
B3300
Ghiera - optional
Ring - optional



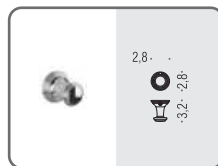
B3340
Porta sapone d'appoggio
Standing soap dish holder



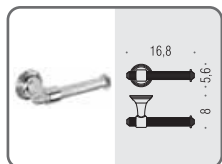
B3341
Porta bicchiere d'appoggio
Standing glass holder



B9336
Spandisapone (L 0,30) d'appoggio
Standing soap dispenser



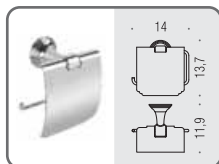
LC77
Appenditutto
Hook



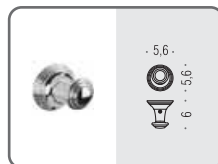
B3308
Porta rotolo
Paper holder



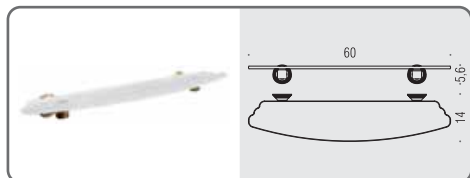
B3390
Porta rotolo
Paper holder



B3391
Porta rotolo coperto
Paper holder with cover



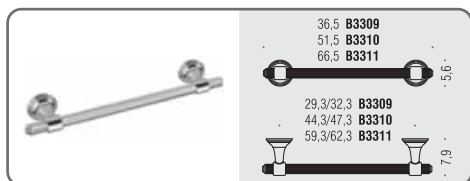
LC87
Appenditutto
Hook



B3316
Mensola
Shelf
220



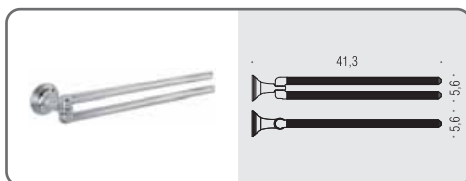
B3331
Porta salvietta ad anello
Ring towel holder



B3309 - B3310 - B3311 ● ○ ●

Porta salvietta

Towel holder



B3312 ● ○ ●

Porta salvietta ad anello

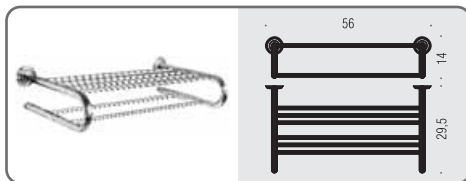
Ring towel holder



B3373 - B3374 ● ○ ●

Maniglione da vasca

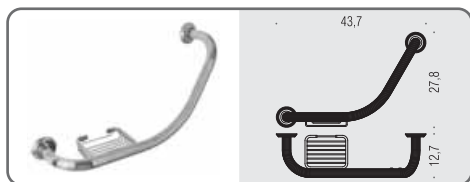
Bath grab-bar



B3387 ● ○ ●

Rack porta salvietta


Rack towel holder



B3375 ● ○

Maniglione da vasca con porta sapone reversibile


Bath grab-bar with reversible soap shelf



B3376 ● ○ ●

Maniglione da vasca

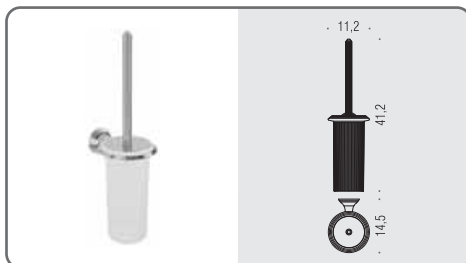
Bath grab-bar



B3306 ● ○ ● ○ ●

Porta scopino d'appoggio

Standing brush holder



B3307 ● ○ ● ○ ●

Porta scopino

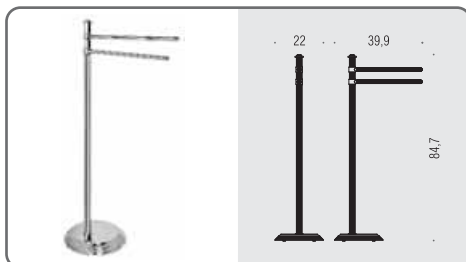
Hanging brush holder



B3318 ● ○ ● ○ ●

Piantana con porta rotolo e porta scopino

Standing column with paper holder and brush holder



B3338 ● ○ ● ○ ●

Piantana con due porta salvietta

Standing column with two towel holders

B3200

PORTOFINO

Classic Line

"Portofino-classic line" rimanda la nostra memoria ad atmosfere ricche di significati e sensazioni rivissute negli oggetti della collezione. L'armonia delle linee è principio e fine del disegno. Il rigore qualitativo nella produzione accomuna "Portofino-classic line" alle altre collezioni di Colombo Design, offrendo possibilità molteplici per arredare bagni di forte personalità.

"Portofino-classic line" is a collection full of sensations, atmosphere and harmony of design. The high quality standards of "Portofino-classic line" and its versatility offer innumerable combinations of very personalised bathroom interiors.



Portofino

Classic Line



CREATE A THEATRE IN YOUR BATHROOM.

"Il grande stile nasce quando il bello
riporta vittoria sull'immane."

"The grand style arises when beauty
wins a victory over the monstrous."

Friedrich Nietzsche

























Portofino



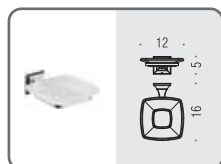
PORTOFINO

CLASSIC LINE



Materiale: Ottone / Cromall®
Material: Brass / Cromall®

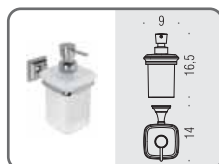
- Finitura: Cromo Finitura: Oro
Finish: Chrome Finish: Gold plated
- Complemento: Vetro acidato naturale
Complement: Natural acid glass



B3201
Porta sapone
Soap dish holder



B3202
Porta bicchiere
Glass holder



B9325
Spandisapone (L 0,30)
Soap dispenser



CD87
Appenditutto
Hook



B3242
Porta sapone d'appoggio
Standing soap dish holder



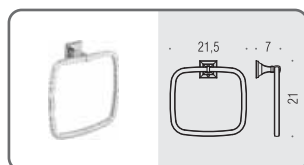
B3241
Porta bicchiere d'appoggio
Standing glass holder



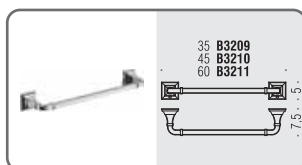
B9326
Spandisapone (L 0,30) d'appoggio
Standing soap dispenser



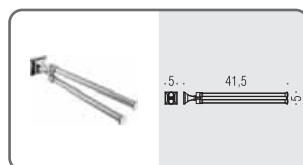
CD97
Appenditutto
Hook



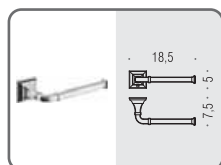
B3231
Porta salvietta ad anello
Ring towel holder



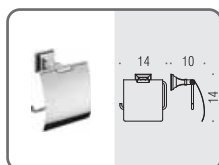
B3209 - B3210 - B3211
Porta salvietta
Towel holder



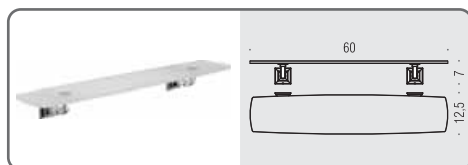
B3212
Porta salvietta doppio a snodo
Double bar towel holder



B3208DX - B3208SX
Porta rotolo
Paper holder

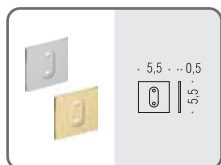


B3291
Porta rotolo coperto
Paper holder with cover



B3216
Mensola
Shelf

 **Direzione destra o sinistra modificabile dal cliente**
End user may modify left or right direction



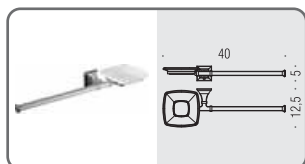
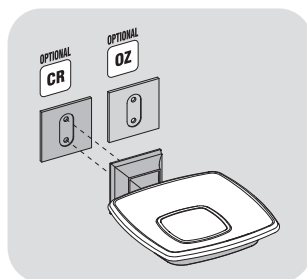
B3200 ○ ●

Ghiera

Ring



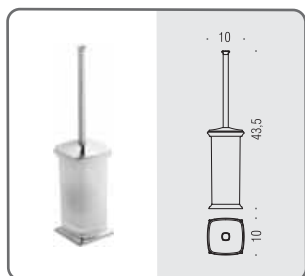
Optional
Optional



B3274DX - B3274SX ○ ○

Porta sapone e porta salvietta per bidet

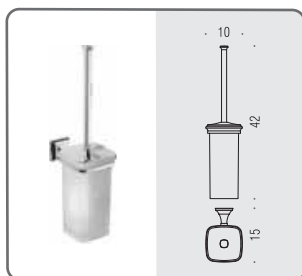
Soap dish and towel holder for bidet



B3206 ○ ○

Porta scopino d'appoggio

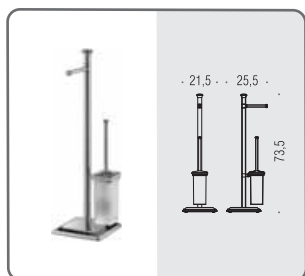
Standing brush holder



B3207 ○ ○

Porta scopino

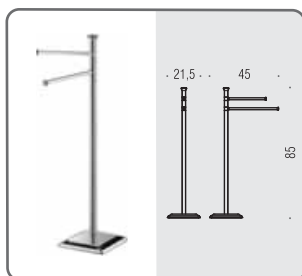
Hanging brush holder



B3218 ○ ○

Piantana con porta rotolo
e porta scopino

Standing column with paper holder
and brush holder



B3238 ○

Piantana con
due porta salvietta

Standing column with two towel holder





basic

LA QUALITA' ACCESSIBILE.
THE AFFORDABLE QUALITY.


B2700

basic

LA QUALITÀ ACCESSIBILE.
THE AFFORDABLE QUALITY.

L'essenzialità è difficile da raggiungere: quando vediamo qualcosa di talmente semplice che ci fa dire "potevo farlo io", significa che dietro c'è il lavoro di un team di progettisti che ha lavorato per l'essenzialità. Basic è la nuova sfida di Colombo Design: oggetti pensati, curati e caratterizzati da una qualità ed un prezzo "accessibile".

The simplicity is difficult to achieve: when we see something so simple that makes us say "I could have done it by myself", means that behind there is the work of a team of designers who worked for essentiality. Basic is the new challenge of Colombo Design: objects designed, thoughts and edited with a quality and a price "accessible".



















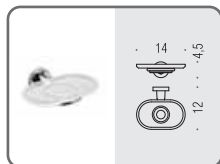


Materiale: Cromall®/Ottone
 Material: Cromall®/Brass

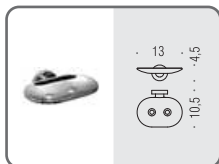
- Finitura: Cromo
Finish: Chrome
- Complemento: Vetro acidato naturale
Complement: Natural acid glass



B523M
 Ghiera con biadesivo
 Ring with adhesive  **Optional**



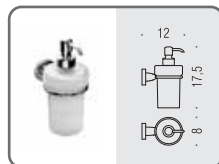
B2701
 Porta sapone
 Soap dish holder 




B2781
 Porta sapone inamovibile
 Irremovable soap dish holder 




B2702
 Porta bicchiere
 Glass holder 



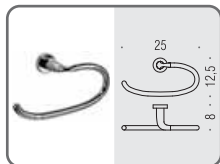
B9332
 Spandisapone (L. 0,25)
 Soap dispenser 



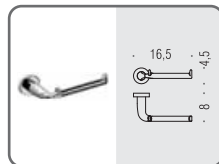
B2717
 Appenditutto
 Hook 



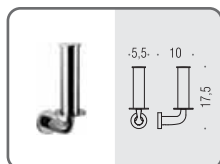
B2727
 Appenditutto
 Hook 



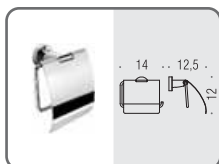
B2731
 Porta salvietta ad anello
 Ring towel holder 



B2708
 Porta rotolo
 Paper holder 

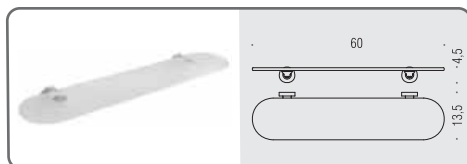


B2790
 Porta rotolo
 Paper holder 

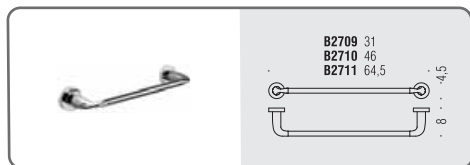


B2791
 Porta rotolo coperto
 Paper holder with cover 

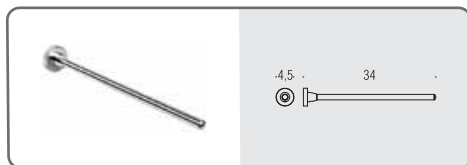
 **Direzione destra o sinistra modificabile dal cliente**
 End user may modify left or right direction



B2716
 Mensola
 Shelf 



B2709 - B2710 - B2711
 Porta salvietta
 Towel holder 



B2713
 Porta salvietta fisso
 Towel holder 



La serie Plus è fornita completa di viti, tasselli e brugole di montaggio.

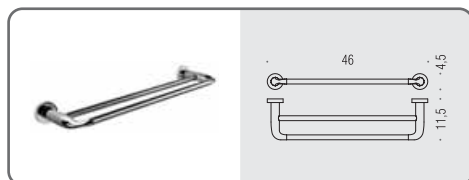
OPTIONAL - Esiste altresì la possibilità di utilizzare per ogni punto di fissaggio un kit con biadesivo (Art. B523M). Il biadesivo è premontato sul pezzo e, per la preparazione della superficie del muro, all'interno della confezione sono presenti un kit di pulizia ed uno stick con il primer/attivatore.

Attenzione: si sconsiglia l'applicazione dei pezzi su superfici particolarmente ruvide o poco compatte, così come su intonaci o muri grezzi.

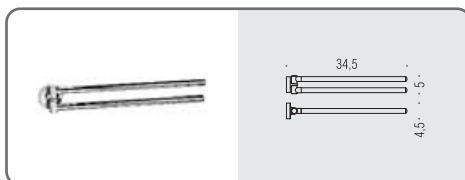
Our Plus collection is delivered complete with screws, plugs and Allen key.

OPTIONAL - Wall fixing with adhesive is available. Please ask for the correct component for each fixing point (Art. B523M). Adhesive strips are already preassembled on the piece and, for the preparation of the wall surface, inside the box there is a cleaning kit and a stick with the Activator/primer.

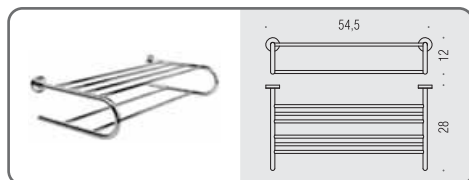
Attention: we do not recommend the application of the pieces on surfaces particularly rough, as well as on painted walls.



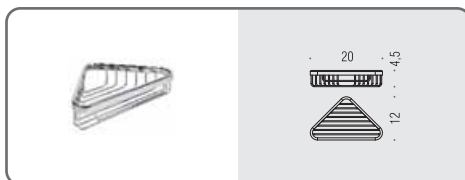
B2788 ●
Porta salvietta doppio
Double towel holder



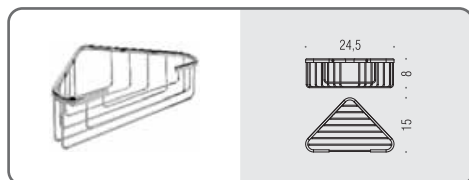
B2712 ●
Porta salvietta doppio a snodo
Double bar towel holder



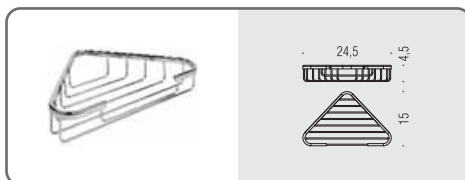
B2787 ●
Rack porta salvietta
Rack towel holder



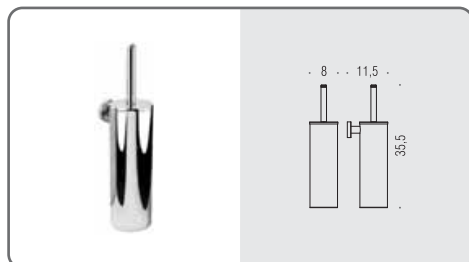
B2732 ●
Angolare semplice
Single corner basket



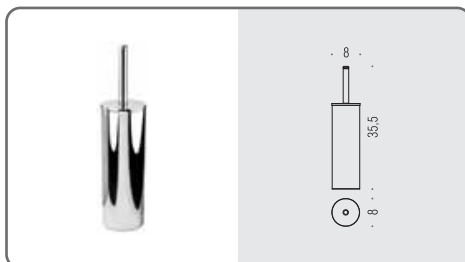
B2733 ●
Angolare semplice
Single corner basket



B2734 ●
Angolare semplice
Single corner basket



B2707 ●
Porta scopino
Hanging brush holder

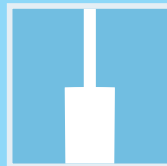

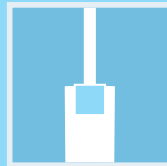






B2706 ●
Porta scopino d'appoggio
Standing brush holder



Il comfort del vostro bagno può passare attraverso la piacevolezza degli accessori della nuova collezione BasicQ, dove l'eleganza e la semplicità si arricchiscono di linee quadrate. Anche questa serie conferma la propria versatilità che la rende perfetta per ogni tipologia di ambiente bagno. Resistente, pratica ed "accessibile", la collezione BasicQ è il decoro dell'essenzialità al quadrato!


The comfort of your bathroom can go through the pleasure of the accessories of the new collection BasicQ, where elegance and simplicity are enriched with square lines. Also this series confirms its versatility, which makes it perfect for every type of bathroom. Durable, practical and "accessible", the collection is the essentiality BasicQ decorum to the square!



















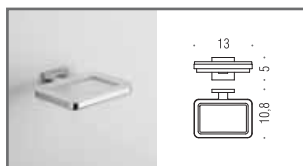




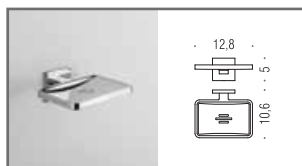


Materiale: Cromall®/Ottone
 Material: Cromall®/Brass

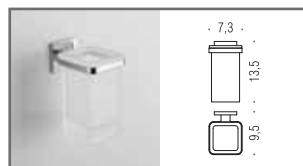
- Finitura: Cromo
Finish: Chrome
- Complemento: Vetro acidato naturale
Complement: Natural acid glass



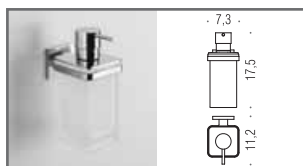
B3701
Porta sapone
 Soap dish holder



B3781
Porta sapone inamovibile
 Irremovable soap dish holder



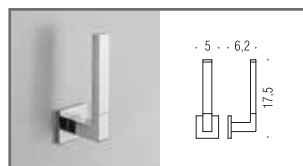
B3702
Porta bicchiere
 Glass holder



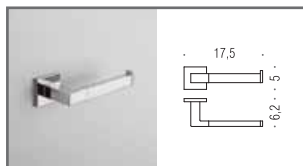
B9337
Spandisapone (L 0,28)
 Soap dispenser




LC97
Appenditutto
 Hook



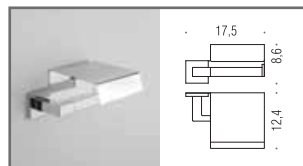
B3790
Porta rotolo
 Paper holder




B3708DX
Porta rotolo destro
 Right paper holder



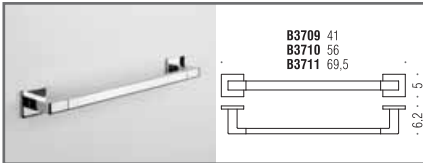
B3708SX
Porta rotolo sinistro
 Left paper holder



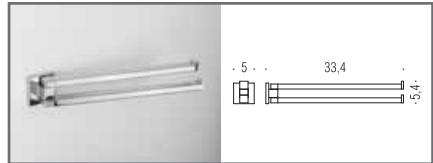
B3791
Porta rotolo coperto
 Paper holder with cover



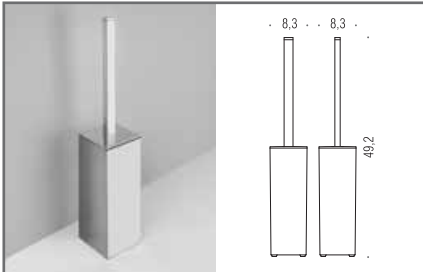
B3731 ○
Porta salvietta ad anello
 Ring towel holder



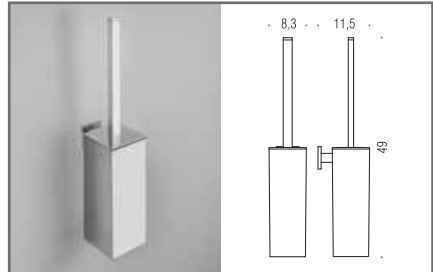
B3709 - B3710 - B3711 ○
Porta salvietta
 Towel holder



B3712 ○
Porta salvietta doppia a snodo
 Double bar towel holder



B3706 ○
Porta scopino d'appoggio
 Standing brush holder



B3707 ○
Porta scopino
 Hanging brush holder



**PIANTANE
E COLONNE**
FREE STANDING
AND WALL COLUMNS

B9400

ISOLE

Design: Anna e Carlo Bartoli

Gli architetti Anna e Carlo Bartoli hanno realizzato complementi d'arredo essenziali, progettati con rigore stilistico per ricomporre gli spazi dell'ambiente bagno.

Il programma Isole evolve e si concretizza in un sistema di piantane e colonne polifunzionali a parete.

In their characteristic concise and elegant style, Anna and Carlo Bartoli have developed the "Isole Collection" to create a system of multi-functional free-standing bathroom accessory columns.















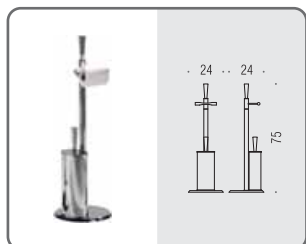
ISOLE

Design: Anna e Carlo Bartoli



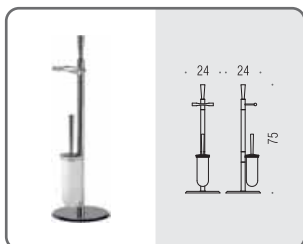
Materiale: Ottone / Cromall®
Material: Brass / Cromall®

- Finitura: Cromo
Finish: Chrome
- Complemento: Vetro acidato naturale
Complement: Natural acid glass



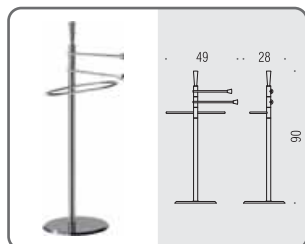
B9407

Piantana con porta rotolo e porta scopino in ottone
Floor standing column with paper holder and brass brush holder



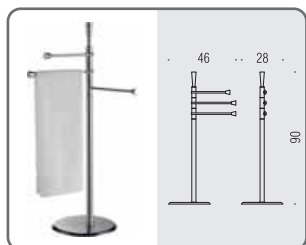
B9416

Piantana con porta rotolo e porta scopino sospeso in vetro acidato
Floor standing column with paper holder and suspended acid glass brush holder



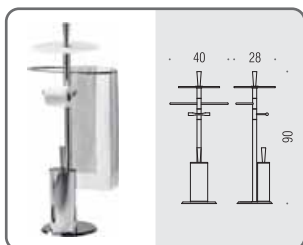
B9403

Piantana con 3 porta salvietta
Floor standing column with 3 towel holders



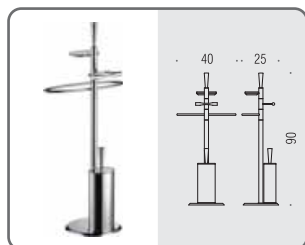
B9415

Piantana con 3 porta salvietta
Floor standing column with 3 towel holders



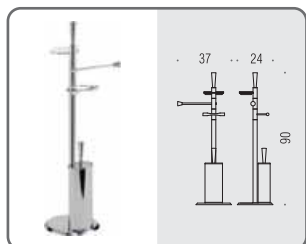
B9408

Piantana con mensola, porta salvietta, porta rotolo e porta scopino in ottone
Floor standing column with shelf, towel holder, paper holder and brass brush holder



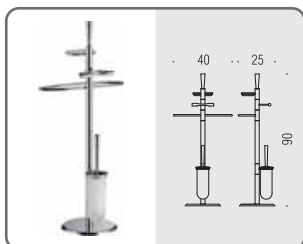
B9409

Piantana con porta salvietta, porta sapone, porta rotolo e porta scopino in ottone
Floor standing column with towel holder, soap holder, paper holder and brass brush holder



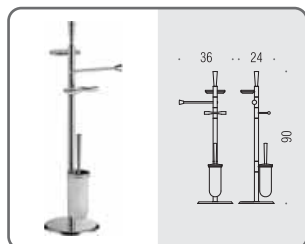
B9413

Piantana con porta salvietta, porta sapone, porta rotolo e porta scopino in ottone
Floor standing column with towel holder, soap holder, paper holder and brass brush holder



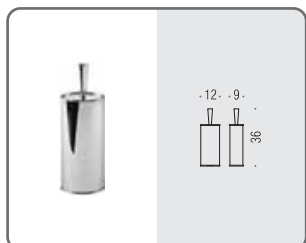
B9418

Piantana con porta salvietta, porta sapone, porta rotolo e porta scopino sospeso in vetro acidato
Floor standing column with towel holder, soap holder, paper holder and suspended acid glass brush holder

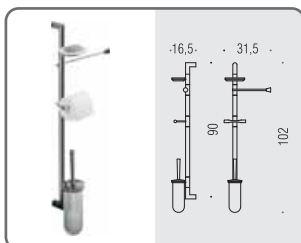


B9419

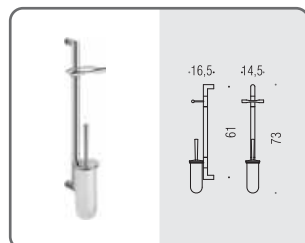
Piantana con porta salvietta, porta sapone, porta rotolo e porta scopino sospeso in vetro acidato
Floor standing column with towel holder, soap holder, paper holder and suspended acid glass brush holder



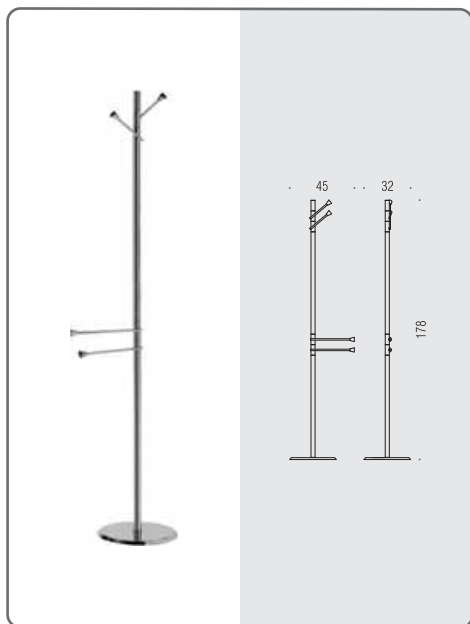
B9405 ○
Porta scopino d'appoggio
 Standing brush holder



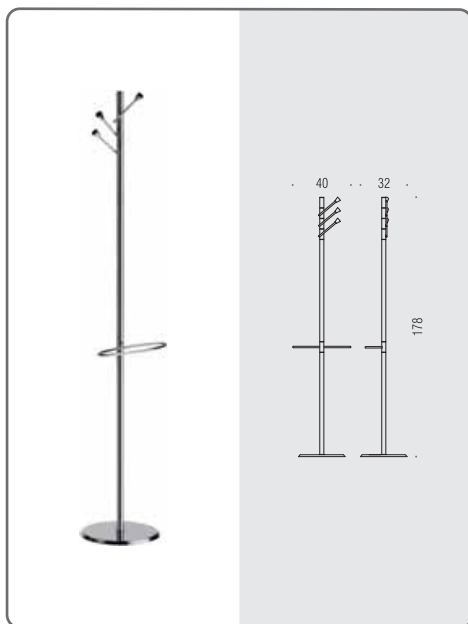
B9422 ○○
Colonna con porta sapone, porta salvietta, porta rotolo, porta scopino in vetro acidato
 Wall column with soap holder, towel holder, paper holder and acid glass brush holder



B9423 ○○
Colonna con porta rotolo e porta scopino in vetro acidato
 Wall column with paper holder and acid glass brush holder



B9412 ○
Piantana con 2 porta salvietta e 2 appendiabiti
 Floor standing column with 2 towel holder and 2 hooks



B9404 ○
Piantana con porta salvietta e 3 appendiabiti
 Floor standing column with towel holder and 3 hooks

B9800 PLANETS

Design: Bartoli Design

Il bagno diviene sempre più ambiente living,
offrendo nuove possibilità nell'arredo dello spazio con elementi carichi di personalità.

I complementi del programma Planets, progettati da Bartoli Design,
discretamente connotati ma riconoscibili in ogni modello del programma
e garantiti dall'eccellenza qualitativa di Colombo Design, ricompongono senza enfasi
e con rigore stilistico l'ambiente bagno.

Piantane e colonne a muro in differenti proposte offrono molteplici, alternative soluzioni.

*The bathroom area becomes more and more a living habitat,
offering new possibilities to furnish spaces missing of personality.
The complements of the Planets program, designed by Bartoli Design,
are discretely thought but recognizable in his signing style.
Granted by the excellent quality of Colombo Design, their character is able to fulfil
without emphasis the bathroom ambience.
Standing columns and wall columns in different proposals are offering multiple
and alternative solutions.*















PLANETS

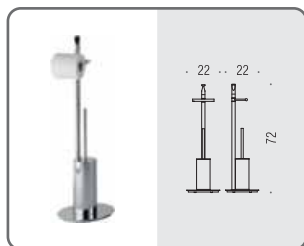
Design: Bartoli Design



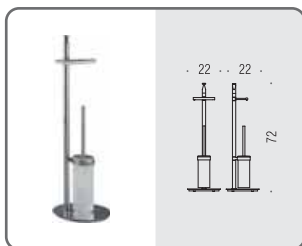
Materiale: Ottone / Cromall®
Material: Brass / Cromall®

Finitura: Cromo
Finish: Chrome

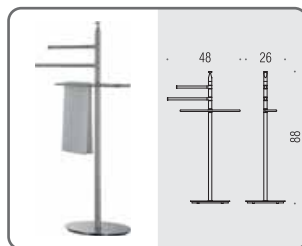
Complemento: Vetro acidato naturale
Complement: Natural acid glass



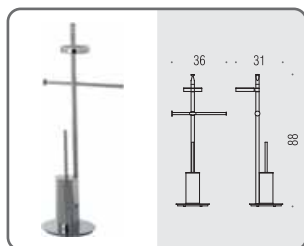
B9807
Piantana con porta rotolo e porta scopino in ottone
Floor standing column with paper holder and brass brush holder



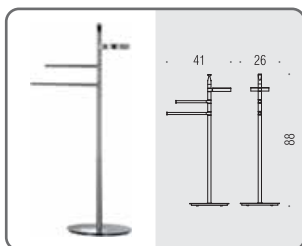
B9816
Piantana con porta rotolo e porta scopino sospeso in vetro acidato
Floor standing column with paper holder and suspended acid glass brush holder



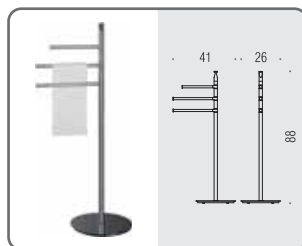
B9803
Piantana con 3 porta salvietta
Floor standing column with 3 towel holders



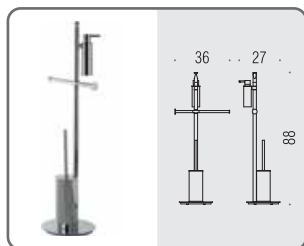
B9813
Piantana con porta salvietta, porta sapone, porta rotolo e porta scopino in ottone
Floor standing column with towel holder, soap holder, paper holder and brass brush holder



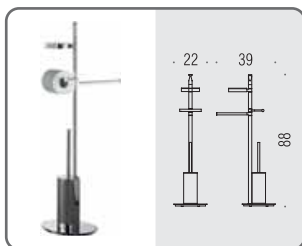
B9814
Piantana con porta sapone e 2 porta salvietta
Floor standing column with soap holder and 2 towel holders



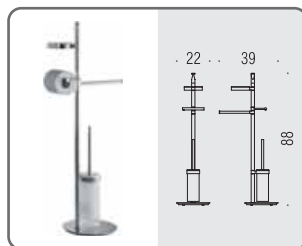
B9815
Piantana con 3 porta salvietta
Floor standing column with 3 towel holders



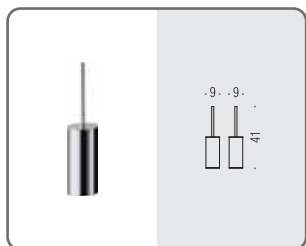
B9819
Piantana con spandisapone (L 0,15), porta salvietta, porta rotolo e porta scopino in ottone
Floor standing column with soap dispenser, towel holder, paper holder and brass brush holder



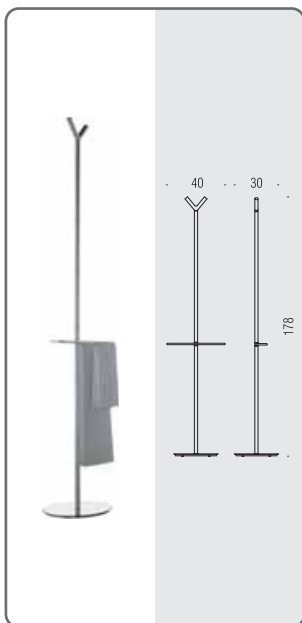
B9833
Piantana con porta salvietta, porta sapone, porta rotolo e porta scopino in ottone
Floor standing column with towel holder, soap holder, paper holder and brass brush holder



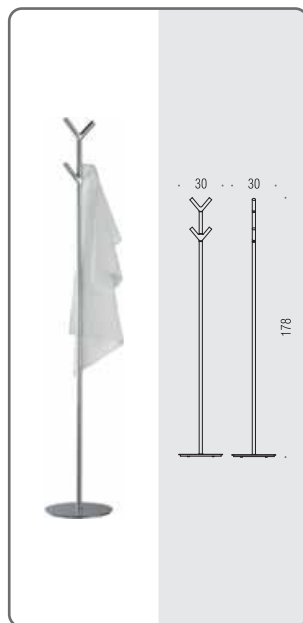
B9843
Piantana con porta salvietta, porta sapone, porta rotolo e porta scopino sospeso in vetro acidato
Floor standing column with towel holder, soap holder, paper holder and suspended acid glass brush holder



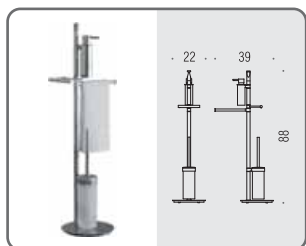
B9805  **Porta scopino d'appoggio**
Standing brush holder



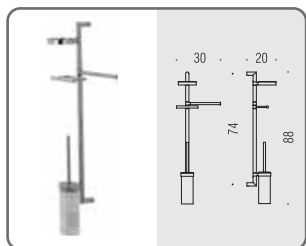
B9804  **Piantana con porta salvietta e 2 appendiabiti**
Floor standing column with towel holder and 2 hooks




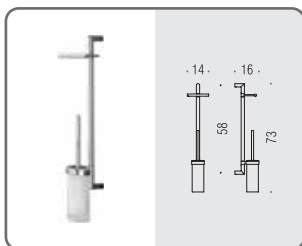
B9812  **Piantana con 4 appendiabiti**
Floor standing column with 4 hooks



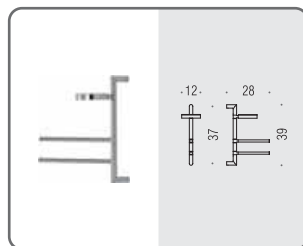
B9849   **Piantana con spandisapone (L 0,15), porta salvietta, porta rotolo e porta scopino sospeso in vetro acidato**
Floor standing column with soap dispenser, towel holder, paper holder and suspended acid glass brush holder



B9822   **Colonna con porta sapone, porta salvietta, porta rotolo, porta scopino in vetro acidato**
Wall column with soap holder, towel holder, paper holder and acid glass brush holder



B9823   **Colonna con porta rotolo e porta scopino in vetro acidato**
Wall column with paper holder and acid glass brush holder



B9824   **Colonna con porta sapone e 2 porta salvietta**
Wall column with soap holder and 2 towel holders



B9900 SQUARE

Design: **TEAM 3**

Linee morbide e rotonde abbinata ad una base squadrata, consentono l'inserimento di questi elementi all'interno dei bagni di tutte le abitazioni completando e risolvendo, con la propria caratteristica polifunzionale, le diverse esigenze di arredo.

Soft and round lines combined with a square base, allow the inclusion of these items in the bathrooms of all houses completing and resolving, with their multi-functional feature, the various requirements of furniture.













SQUARE

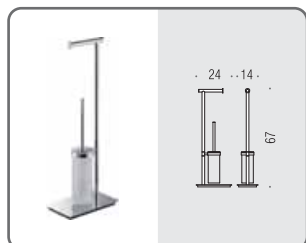
Design: **TEAM 3**



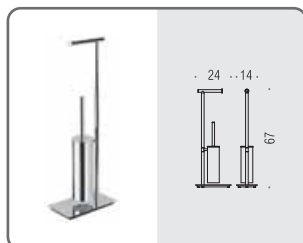
Materiale: Ottone
Material: Brass

○ Finitura: Cromo
Finish: Chrome

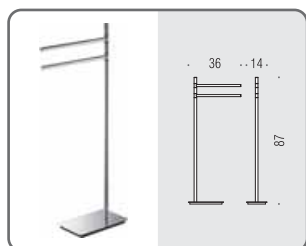
● Complemento: Vetro acidato naturale
Complement: Natural acid glass



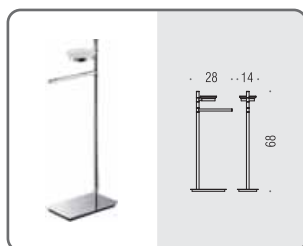
B9904 ● ○
**Piantana con porta rotolo
e porta scopino sospeso in vetro acidato**
Floor standing column with paper holder and
suspended acid glass brush holder



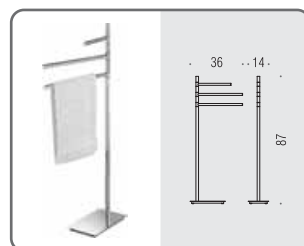
B9907 ○ ○
**Piantana con porta rotolo
e porta scopino sospeso in ottone**
Floor standing column with paper holder and
suspended brass brush holder



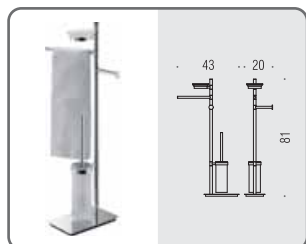
B9901 ○ ○
Piantana con 2 porta salvietta
Floor standing column with 2 towel holders



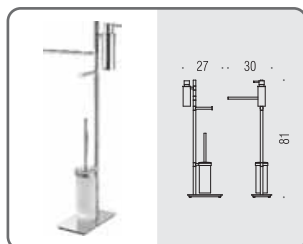
B9902 ● ○ ○
**Piantana con porta sapone
e porta salvietta**
Floor standing column with soap holder
and towel holders



B9915 ○ ○
Piantana con 3 porta salvietta
Floor standing column with 3 towel holders



B9903 ● ○ ○
**Piantana con porta salvietta,
porta sapone, porta rotolo
e porta scopino sospeso in vetro acidato**
Floor standing column with towel holder, soap holder,
paper holder and suspended acid glass brush holder



B9918 ● ○ ○
**Piantana con spandisapone (L 0,15),
porta salvietta, porta rotolo e porta scopino
sospeso in vetro acidato**
Floor standing column with soap dispenser,
towel holder, paper holder and suspended
acid glass brush holder

UNITS

B9100

Design: Luca Colombo

La collezione di piantane e colonne Units esprime il concetto di forma con funzione e di lusso con linearità. Elementi d'arredo che caratterizzano lo spazio con soluzioni esclusive ma universali dove l'accessorio, spesso oggi nascosto, torna ad essere assoluto protagonista della stanza da bagno.

The Units collection of wall and standing columns is the expression of form and functionality in a rich but linear way.

Furnishing elements mark out the space with exclusive but at the same time universal solutions, where the bathroom accessories are not hidden any more and represent the leading element in bathroom decoration and furnishing.









UNITS

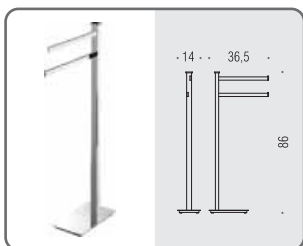
Design: Luca Colombo



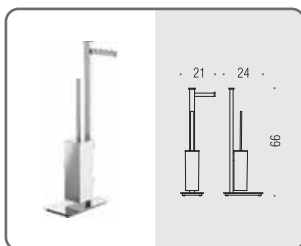
Materiale: Ottone / Cromall®
Material: Brass / Cromall®

- Finitura: Cromo
Finish: Chrome
- Complemento: Vetro acidato naturale
Complement: Natural acid glass

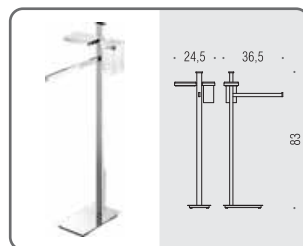
Tutti gli elementi sono fissi
All elements are not adjustable



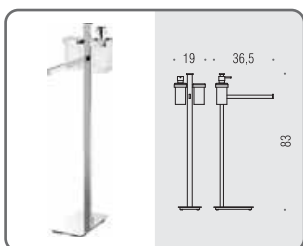
B9103
Piantana con 2 porta salvietta
Floor standing column with 2 towel holders



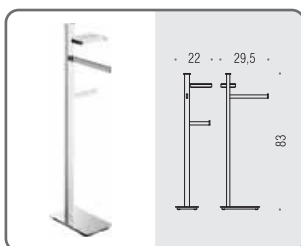
B9107D - B9107S
**Piantana con porta rotolo
e porta scopino**
Floor standing column with paper holder
and brush holder



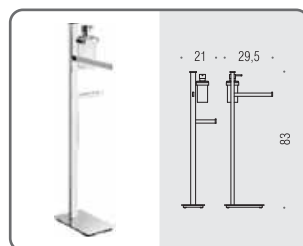
B9110
**Piantana con porta sapone,
porta bicchiere e porta salvietta**
Floor standing column with soap holder,
glass holder and towel holder



B9111
**Piantana con spandisapone (L 0,28)
porta bicchiere e porta salvietta**
Floor standing column with soap dispenser,
glass holder and towel holder



B9113D - B9113S
**Piantana con porta sapone,
porta salvietta e porta rotolo**
Floor standing column with soap holder,
towel holder and paper holder



B9119D - B9119S
**Piantana con spandisapone (L 0,28)
porta salvietta e porta rotolo**
Floor standing column with soap dispenser,
towel holder and paper holder



**COORDINATI
D'ARREDO**
DESIGN COMPLEMENTS


APPENDITUTTO


COAT HANGERS



Oggetti intensi ed espressivi che raccontano di una ricerca non dogmatica, di una passione per il gesto progettuale che sono da sempre aspetti importanti nella produzione dell'azienda. Metafora di un modo di abitare contemporaneo libero e flessibile. Di una casa libera di trasformarsi nel tempo.


Objects intense and expressive that reflect a non-dogmatic research and a passion for design, which have always been important aspects of the company's production. Metaphor of a modern, free and adaptable lifestyle, of a home that flexibly changes in time.















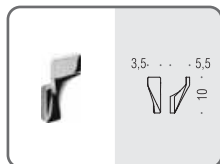


APPENDITUTTO

COAT HANGERS

Materiale: Ottone / Cromall®
Material: Brass / Cromall®


- Finitura: Cromo
Finish: Chrome
- Finitura: HPS gold
Finish: HPS gold plated
- Finitura: Oroplus
Finish: Oroplus
- Finitura: Ottone antico
Finish: Antique brass
- Finitura: Satinata
Finish: Satin
- Finitura: Nikelmat
Finish: Mat nickel
- Finitura: Bianco opaco
Finish: Matt white



AR37
Alizé



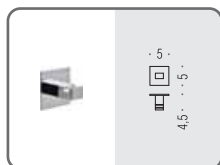
B2717
Basic



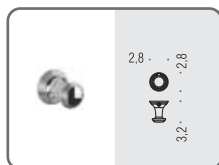
B2727
Basic



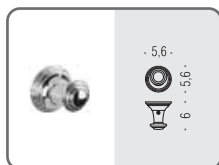
LC97
BasicQ



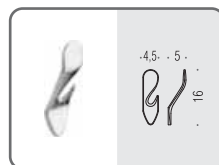
LC67
Forever



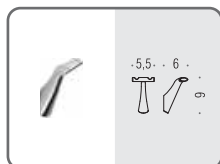
LC77
Hermitage



LC87
Hermitage



MH17
Khala




CD67
Land



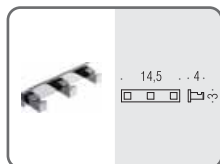
CD77
Land



AR27
Link




LC27
Look



LC37
Look



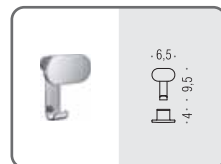
LC47
Lulu



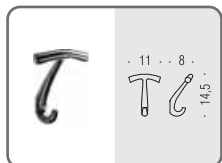
LC57
Lulu



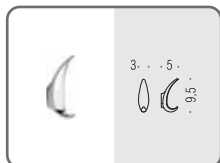
CB17
Luna



CB67 ○
Bart



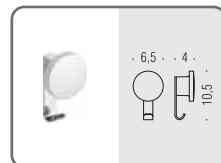
CB37 ○
Luna



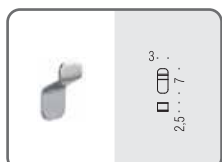
RA17 ○
Melò



EB17 ○
Nordic



EB27 ○
Nordic



GM17 ●
Over



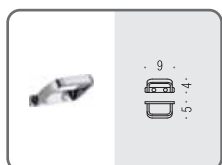
W4917 ○
Plus



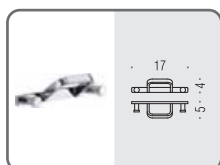
CD87 ○
Portofino



CD97 ○
Portofino



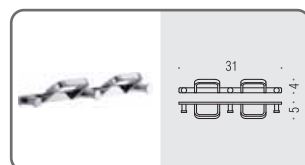
W4217 ○
Time



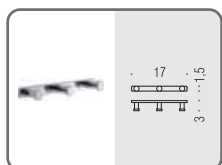
W4227 ○
Time



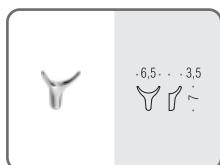
W4247 ○
Time



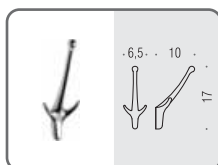
W4237 ○
Time



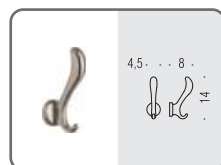
W4257 ○
Time



AM17 ○
Hook 1



AM27 ○
Hook 2



AR17 ● ●
Golf

BLACK & WHITE

100% ECO-FRIENDLY

La linea in ecopelle comprende diversi articoli,
tutti di grande attualità ed eleganza,
disponibili nelle finiture bianco o nero.

*The ecoleather line includes various items,
all very topical and elegant,
available in white or black.*












BLACK & WHITE

Design: Colombo Design

100% eco-friendly

- Finitura: Bianco
Finish: White
- Finitura: Nero
Finish: Black



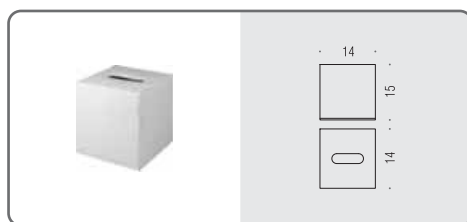
B9203

Porta fazzoletti

Struttura in MDF rivestita in ecopelle nelle colorazioni bianco e nero

Tissue dispenser

MDF structure covered in eco leather, available in white or black



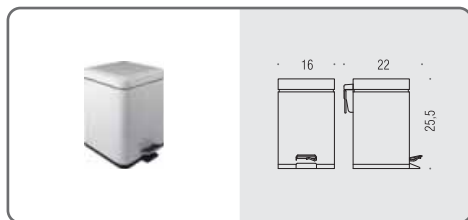
B9204

Porta fazzoletti

Struttura in MDF rivestita in ecopelle nelle colorazioni bianco e nero

Tissue dispenser

MDF structure covered in eco leather, available in white or black



B9210

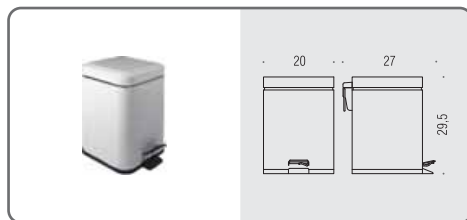
Poubelle (L3)

Pattumiera in acciaio inox da litri 3 con sistema di chiusura ammortizzata.

Rivestimento esterno in ecopelle nelle colorazioni bianco e nero

Small pedal bin stainless steel, 3 liters with amortized closure.

External covering in eco leather available in white or black.



B9211

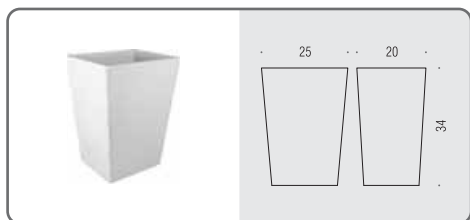
Poubelle (L6)

Pattumiera in acciaio inox da litri 6 con sistema di chiusura ammortizzata.

Rivestimento esterno in ecopelle nelle colorazioni bianco e nero

Small pedal bin, stainless steel, 6 liters with amortized closure.

External covering in eco leather available in white or black.



B9202 ●●

Cestino gettacarte

Struttura in MDF rivestita in ecopelle nelle colorazioni bianco e nero

Paper basket

MDF structure covered in eco leather, available in white or black



B9988 ●●

POKER Sgabello

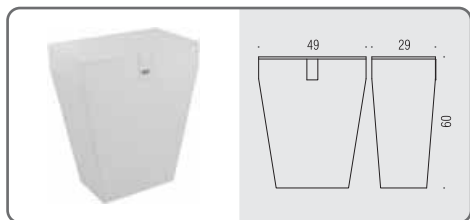
Seduta: resina termoplastica rivestita in ecopelle nelle colorazioni bianco e nero

Struttura: acciaio AISI 202 cromato

POKER Seat

Seat: thermoplastic resin covered in eco leather, available in white or black

Structure: AISI 202 chromed steel



B9201 ●●

Porta biancheria

Struttura: in MDF rivestita in ecopelle nelle colorazioni bianco e nero

Sacco contenitore in tessuto

Laundry basket

MDF structure covered in eco leather, available in white or black

Internal bag in fabric

COMPLEMENTI

COMPLEMENTS

COMPLEMENTI / ANGOLARI DOCCIA


Elementi di arredo costruiti per durare nel tempo all'interno di questo sempre più importante spazio di relax del bagno moderno: una qualità garantita ed un design unico e riconoscibile.

COMPLEMENTS / SHOWER BASKET CORNERS


Pieces of furniture built to last over time inside this increasingly important area of relaxation of the modern bathroom, a guaranteed quality and a unique and recognizable design.







Angolaring






























Questo sedile doccia è certificato secondo la normativa EN 1728:2000 con metodo di prova EN 12520:2010

Attenzione: questo articolo è appositamente fornito senza tasselli di fissaggio. Il sistema di fissaggio da utilizzare deve essere sempre scelto in funzione della tipologia di muro o superficie sul quale è applicato il sedile, per garantire la massima sicurezza e stabilità dell'elemento.

This shower seat is certified according to EN 1728:2000 with test method EN 12520:2010

Warning: this article is specifically provided without dowels. The fastening system to be used must always be chosen depending on the type of wall or surface on which the seat is applied to ensure the maximum safety and stability of the element.







COMPLEMENTI

COMPLEMENTS



Materiale: Ottone
Material: Brass

○ Finitura: Cromo
Finish: Chrome

● Finitura: HPS gold
Finish: HPS gold plated

○ Complemento: Ceramica bianca
Complement: White ceramic



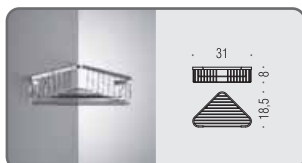
B9608 ○
Angolare semplice
Single corner basket



B9610 ○
Angolare semplice
Single corner basket



B9611 ○
Angolare semplice
Single corner basket



B9613 ○
Angolare semplice
Single corner basket



B9615 ○
Angolare semplice
Single corner basket



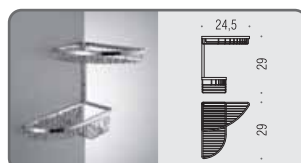
B9602 ○
Angolare semplice con gancio
Single corner basket with hook



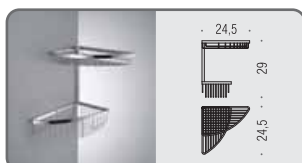
B9616 ○
Angolare semplice con gancio
Single corner basket with hook



B9614 ○
Angolare semplice con ripiano in inox
Single corner basket with stainless steel shelf



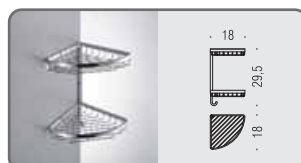
B9607 ○
Angolare doppio
Double corner basket



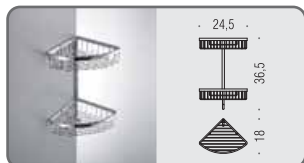
B9609 ○
Angolare doppio
Double corner basket



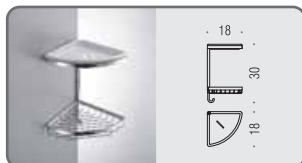
B9612 ○
Angolare doppio
Double corner basket




B9604 ○
Angolare doppio con gancio
Double corner basket with hook



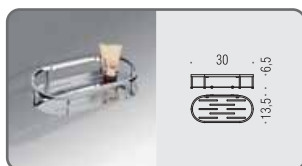
B9617 ○
Angolare doppio con gancio
 Double corner basket with hook



B9601 ○○
Angolare doppio con cestino, vaschetta in ceramica e gancio
 Double corner basket with ceramic bowl and hook



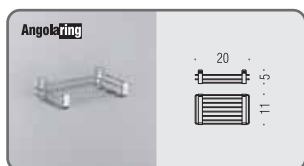
B9640 ○
Angolare sganciabile per box doccia
 Removable single corner basket for shower



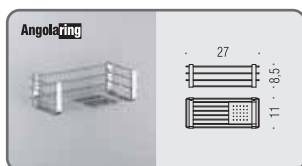
B9641 ○
Angolare sganciabile per box doccia
 Removable single corner basket for shower



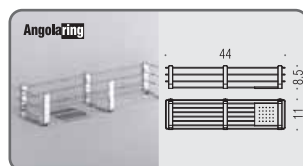
B9642 ○
Angolare sganciabile per box doccia
 Removable single corner basket for shower




B9631 ○
Porta oggetti da doccia e vasca
 Basket for shower and bath



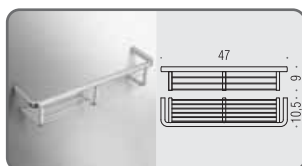
B9632 ○
Porta oggetti da doccia e vasca con ripiano inox
 Basket for shower and bath with stainless steel shelf



B9633 ○
Porta oggetti da doccia e vasca con ripiano inox
 Basket for shower and bath with stainless steel shelf



B6232 ○ ●
Porta oggetti da doccia e vasca
 Basket for shower and bath



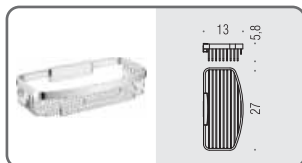
B6233 ○ ●
Porta oggetti da doccia e vasca
 Basket for shower and bath

COMPLEMENTI


COMPLEMENTS

Materiale: Ottone / Cromall®
Material: Brass / Cromall®

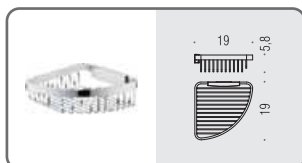
- Finitura: Cromo
- Finish: Chrome



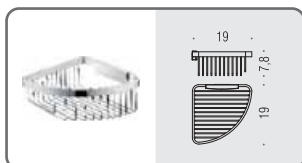
B9647
Angolare sganciabile per box doccia
Removable single corner basket for shower



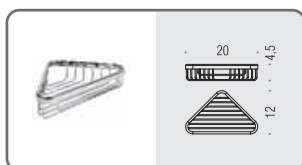
B9646
Angolare sganciabile per box doccia
Removable single corner basket for shower



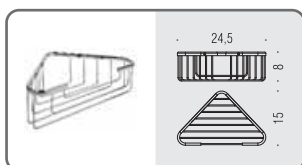
B9649
Angolare sganciabile per box doccia
Removable single corner basket for shower



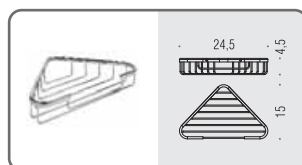
B9648
Angolare sganciabile per box doccia
Removable single corner basket for shower



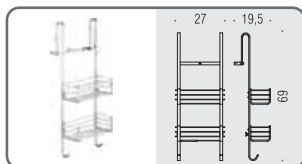
B2732
Angolare semplice
Single corner basket



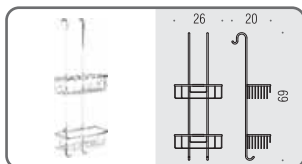
B2733
Angolare semplice
Single corner basket



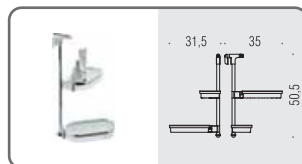
B2734
Angolare semplice
Single corner basket



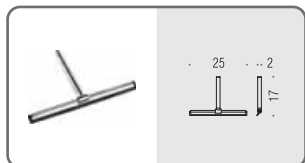
B9634
"Cavalletto" porta oggetti universale per box doccia
Universal rack for shower-box



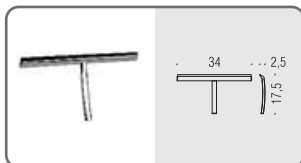
B9635
"Cavalletto" porta oggetti universale per box doccia
Universal rack for shower-box



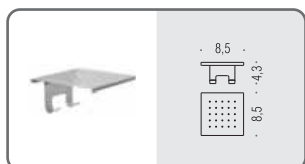
B9710
Porta oggetti universale GIPSY per box doccia
GIPSY universal shelf for shower-box



B9636 ●
Tergivetro "AQUACLEAN"
 "AQUACLEAN" Glass wiper

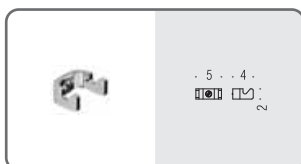


B9643 ●
Tergivetro
 Glass wiper

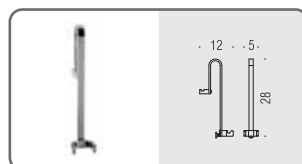


B9644 ●
Mensola con gancio per tergovetro (B9636-B9643)
 Shelf with hook for glass wiper (B9636-B9643)

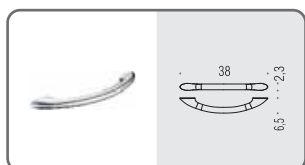
😊 art. **B9611-B9632-B9633-B6232-B6233**



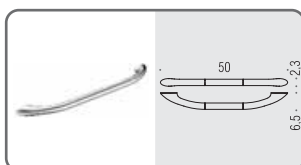
B9639 ●
Porta tergovetro "AQUACLEAN" a muro
 Wall mounted hook for "AQUACLEAN" glass wiper



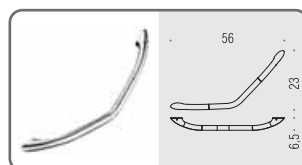
B9638 ●
Porta tergovetro "AQUACLEAN" da appendere
 Hanger for "AQUACLEAN" glass wiper



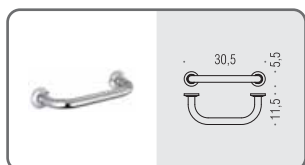
B9733 ●
Maniglione da vasca
 Bath grab-bar
 conforme - it complies with
UNI 11064:2003



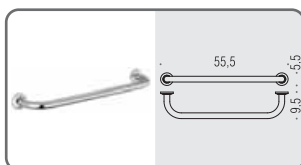
B9734 ●
Maniglione da vasca
 Bath grab-bar
 conforme - it complies with
UNI 11064:2003



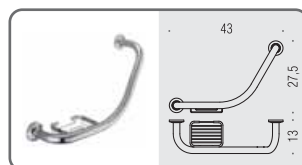
B9735 ●
Maniglione da vasca
 Bath grab-bar
 conforme - it complies with
UNI 11064:2003



B9720 ●
Maniglione da vasca
 Bath grab-bar
 conforme - it complies with
UNI 11064:2003



B9721 ●
Maniglione da vasca
 Bath grab-bar
 conforme - it complies with
UNI 11064:2003



B9722 ●
Amaniglione da vasca con porta sapone reversibile
 Bath grab-bar with reversible soap shelf
 conforme - it complies with
UNI 11064:2003

COMPLEMENTI

COMPLEMENTS

Materiale: Ottone / Cromall®
Material: Brass / Cromall®

○ Finitura: Cromo
Finish: Chrome

● Finitura: Nero
Finish: Black

● Verniciatura: Verde
Lacquered: Green

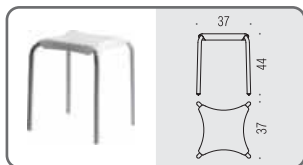
💡 Luce Calda
Hot Lights

○ Finitura: Bianco
Finish: White

● Finitura: Grigio
Finish: Grey

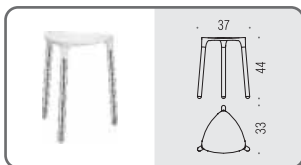
● Verniciatura: Rosso
Lacquered: Red

💡 Luce Naturale
Natural Light



B9955 ○ BARTOLI DESIGN

SIT Sgabello. Seduta: in ABS bianco. Struttura: in alluminio verniciato con polvere epossidica grigia
SIT Seat. Seat: white ABS. Frame: grey epoxy powder coated aluminium

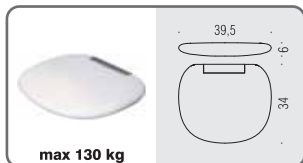


B9988 ○ ● ● ○ ●

POKER Sgabello. Seduta: in resina termoplastica in vari colori oppure rivestita in ecopelle nelle colorazioni bianco e nero. Struttura: in acciaio AISI 202 cromato
POKER Seat. Seat: thermoplastic resin in various colours or covered in eco leather, available in white or black. Frame: chrome plated AISI 202 steel



Lucidi Pevere Studio



B9637 ○ ● ●

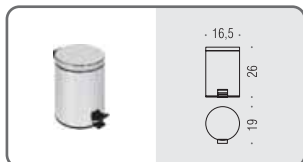
Sedile doccia ribaltabile in poliuretano integrale, completo di staffa a muro in alluminio

Shower seat in polyurethane, complete with wall aluminium bracket



B9968 ○

Poubelle in acciaio inox (L 5)
Small pedal bin, stainless steel



B9962 ○

Poubelle in acciaio inox (L 3)
Small pedal bin, stainless steel



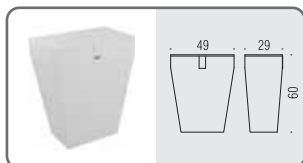
B9210 ○ ○ ●

Poubelle in acciaio inox (L 3) con sistema di chiusura ammortizzata
Small pedal bin, stainless steel with amortized closure



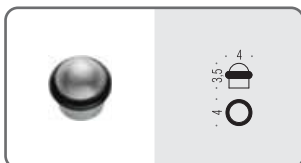
B9211 ○ ○ ●

Poubelle in acciaio inox (L 6) con sistema di chiusura ammortizzata
Small pedal bin, stainless steel with amortized closure



B9201 ○ ●

Porta biancheria. Struttura: in MDF rivestita in ecopelle nelle colorazioni bianco e nero. Sacco contenitore in tessuto
Laundry basket. MDF structure covered in eco leather, available in white or black. Internal bag in fabric



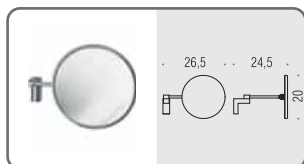
CD112 ○

Fermaporta
Door stopper

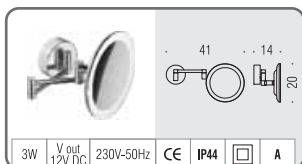


CD412 ○

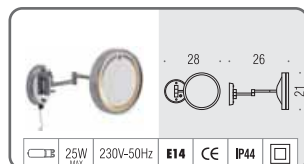
Fermaporta
Door stopper



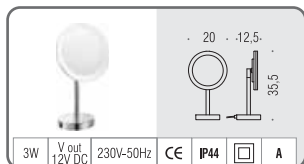
B0125 ○
Specchio ingranditore a muro (3x)
 Wall magnifying mirror (3 times)



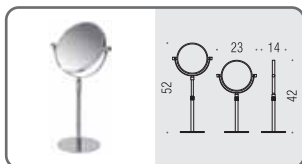
B9751 ○
Specchio ingranditore (3x) a muro con luce a LED (220V) incorporata
 Wall magnifying mirror (3 times) complete with LED built-in light



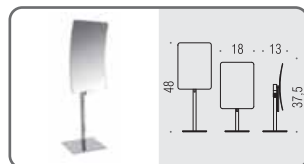
B9966 ○
Specchio ingranditore (2x) a muro con luce incorporata (classe II)
 Wall magnifying mirror (2 times) complete with built-in light (class II)



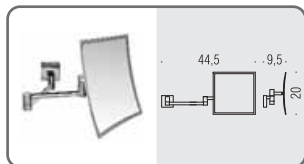
B9750 ○
Specchio ingranditore (3x) da appoggio con luce a LED (220V) incorporata
 Standing magnifying mirror (3 times) with LED built-in light



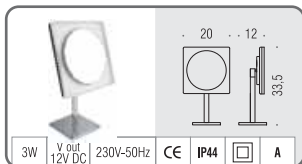
B9752 ○
Specchio ingranditore (3x) d'appoggio regolabile in altezza
 Standing magnifying mirror (3 times), adjustable in height



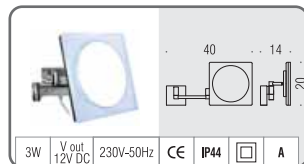
B9753 ○
Specchio ingranditore (3x) d'appoggio regolabile in altezza
 Standing magnifying mirror (3 times), adjustable in height



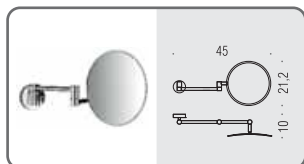
B9754 ○
Specchio ingranditore (3x) a muro
 Wall magnifying mirror (3 times)



B9755 ○
Specchio ingranditore (3x) da appoggio con luce a LED incorporata
 Standing magnifying mirror (3 times) complete with LED built-in light



B9756 ○
Specchio ingranditore (3x) a muro con luce a LED incorporata
 Wall magnifying mirror (3 times) complete with LED built-in light



B9759 ○
Specchio ingranditore (3,3x) a muro
 Wall magnifying mirror (3,3 times)

ANNA

L'essenza di uno specchio di bellezza a led
con sensore touch elettronico..

*Led beauty mirror essence
with electronic touch sensor.*











LA VERA ESSENZA DI BELLEZZA E FUNZIONALITÀ

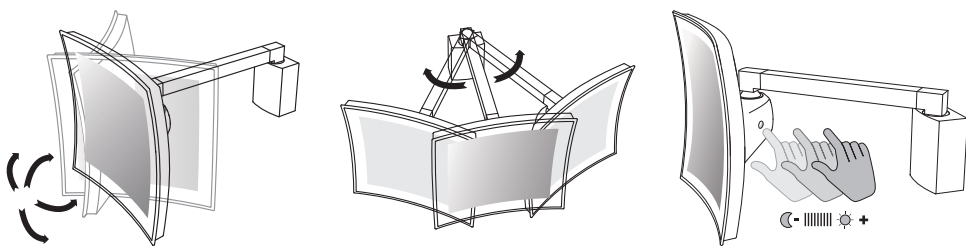
ANNA è dotata di sistema Tru-Lux che simula la luce naturale, permettendo di distinguere pienamente ogni variazione di colore, rivelandoti quando il tuo make-up ha il colore perfetto. Il robusto braccio dello specchio garantisce una regolazione comoda e morbida. L'ingrandimento **3.5x** è ideale per fornire eccezionali dettagli e permetterti di guardare allo stesso tempo il viso intero.

-  Solida struttura in pressofusione di zinco e ottone cromato a norma **UNI EN 248**.
-  Snodi frizionabili garantiscono una morbida regolazione e lunga durata.
-  Lo specchio con fattore ingrandimento **3.5x** assicura una curvatura precisa per un'ottica senza distorsioni, anche in prossimità dei bordi.
-  Struttura della cornice realizzata in Tritan™, by Eastman con bordo esterno trasparente e rivestimento interno bianco RAL 9010.
-  LED Citizen **600 lux** e **90 CRI** per un make-up e una rasatura ad alta definizione.
-  Sensore interno "touch" che permette una protezione IP grado **IP54**, attualmente la più alta su tali prodotti.
-  Sensore "touch" che permette una confortevole regolazione dell'intensità luminosa.
-  Chip interno innovativo che spegne automaticamente lo specchio dopo **15 minuti**, per un efficace risparmio energetico.

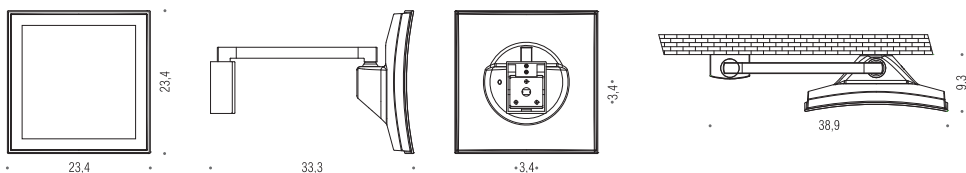
THE REAL ESSENCE OF BEAUTY & FUNCTIONALITY


ANNA is Tru-Lux light system simulates that natural light, allowing you to see full colour variation, so you'll know when your makeup is colour-correct and flawless. The mirror's sturdy swing arm provides smooth, effortless, adjustability. **3.5x** magnification, ideal for providing exceptional detail while still allowing you to see your entire face at once.

-  Solid structure in zinc die-casting & brass chrome plating under **UNI EN 248** performances.
-  Performing junctions grant adjustable smooth motion and long-life promise.
-  Mirror with magnifying factor up to **3.5x** ensure precise curvature for distortion-free optics, even around the edges.
-  Frame in Tritan™ by Eastman white coated with transparent outer edge.
-  Bright Citizen LED strip reaches **600 lux** and **90 CRI** for comfortable make-up or shaving operation.
-  Inner touch sensor grants an IP protection grade **IP 54**, currently, one of the highest on the market.
-  Sensor touch allows easygoing operation and smart **dimable** function of the light.
-  The innovative inner chip shuts off the mirror automatically after **15 minutes**, ensuring smart energy-saving mode.



ART. **B9760**





SPECIFICHE TECNICHE

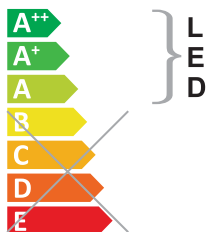
-  **Certificato CE** con tutti i test previsti dalla norma.
-  Consumo **7,0W** con impiego di led Citizen LM561B ad alte prestazioni.
-  Tensione primaria **100/240V**.
-  **IP 54 - INTERNATIONAL PROTECTION MARKING IEC** secondo standard internazionale 60529.
-  Sensore "touch" per accensione e spegnimento a luce led ed effetto "**slow motion**".
-  Funzione **dimmerabile** della luce: puoi regolare l'intensità della luce secondo necessità.
-  Spegnimento automatico dopo **15 minuti**: puoi dimenticarti di spegnerlo, prendendoti cura di te anziché dello specchio.
-  Involucro in **TRITAN™** ad alte prestazioni: il nuovo materiale in co-poliestere da Eastman™.
-  Cromatura di ottone e zinco norma **DIN EN 248**.
-  Tutti i componenti interni in acciaio **AISI 304**.
-  Vetro con fattore ingrandimento **3,5** senza deformazioni e ad alta risoluzione.
-  Vetro **ultra-chiaro** di alta qualità rinforzato con rivestimento in alluminio ad alta purezza che garantisce riflessione e chiarezza superiori.
-  Garanzia **2 anni**.
-  **Robusta coulisse** con guarnizione in silicone che garantisce un forte fissaggio a muro.
-  Classificazione energetica **A+**.

TECHNICAL SPECIFICATIONS

-  **CE certificate** with all test report available for your understanding.
-  Consumption **7.0W** using high efficiency Citizen bright led LM561B.
-  Primary tension **100/240V**.
-  **IP 54 - INTERNATIONAL PROTECTION MARKING IEC** follow the international standard 60529.
-  Touch sensor for switching on and off with led light and **slow motion** effect.
-  **Dimmable** function of the light you decide the light power upon your needs.
-  Auto off after **15 minutes** you can forget to turn it off, taking care of you instead the mirror.
-  High performance **TRITAN™** CASE the latest performing co-polyester material from Eastman™.
-  Brass and zinc alloy chrome plating under **UNI EN 248**.
-  All inner metal components in **AISI 304**.
-  Magnifying factor **3.5** distortion free high resolution coating glass.
-  **Ultra-clear**, high-quality glass backed by high-purity aluminium coating that provides superior reflectivity and clarity.
-  **Two years** warranty.
-  **Solid wall fixing coulisse** with silicone gasket promises strong connection to the wall.
-  Energy classification **A+**.



Questo dispositivo è munito di lampade a LED integrate.
This luminaire contains built-in LED strip.



Le lampade di questo dispositivo **non** sono sostituibili.
The LED strip **cannot be** changed in the luminaire.

874/2012



PULIZIA

Qualità, processi tecnologici e materiali sono le caratteristiche che determinano l'alto livello dei nostri prodotti. Comunque al fine di evitare alterazioni delle superfici è necessario seguire alcune avvertenze, pulendo qualsiasi finitura esclusivamente con acqua e sapone, asciugando con un panno morbido. Evitare stracci ruvidi, prodotti abrasivi, sostanze acide, ammoniacali, caustiche, candeggine, solventi e prodotti commerciali multiuso. Nel caso di contatto con tali sostanze occorre sciacquare ed asciugare subito le superfici. Ricordare che anche i vapori possono intaccare il metallo. Lavare periodicamente gli accessori vicino al wc per evitare corrosioni.

CLEANING

Quality, technological processes and base materials are the main characteristics that determine the great level of our products. However, to avoid surface alterations, it is necessary to follow a few guidelines. Clean all finishes exclusively with soap and water, and dry with a soft cloth. Do not use coarse cloth, abrasive products, acids, ammonia products, caustic substances, bleach or solvent. In case of contact with these substances, rinse surfaces immediately and wipe dry. Remember that even fumes can damage metal. Wash accessories next to the toilet bowl at regular intervals to avoid corrosion.



OGGETTISTICA

FREE STANDING OBJECTS

Oggetti d'uso quotidiano curati nel design e sotto il profilo tecnico, che aiutano a rendere più funzionale ed accogliente l'ambiente dedicato al benessere, prestandosi molte volte ad essere inseriti anche in altri spazi domestici, per un'idea di habitat sempre più rispondente alle esigenze contemporanee.

Everyday objects kept in the design and the technical help to make it more functional and welcoming environment dedicated to the welfare, lending many times to be included in other domestic spaces, for an idea of habitat increasingly responsive to contemporary needs.















OGGETTISTICA

FREE STANDING OBJECTS




Materiale: Ottone / Cromall® / Acciaio Inox AISI 316 L
Material: Brass / Cromall® / AISI 316 L Inox stainless-steel

- Finitura: Cromo
Finish: Chrome
- Finitura: Satinata
Finish: Satin
- Finitura: HPS gold
Finish: HPS gold plated
- Finitura: Cromo/Oro
Finish: Chrome/Gold
- Finitura: Ottone antico
Finish: Antique brass
- Finitura: Bianco opaco
Finish: Matt white
- Complemento: Vetro acidato naturale
Complement: Natural acid glass
- Complemento: Ceramica bianca opaca
Complement: Matt white ceramic
- Complemento: Ceramica nera opaca
Complement: Matt black ceramics

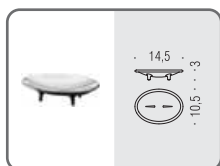
Porta sapone d'appoggio Standing soap dish holder



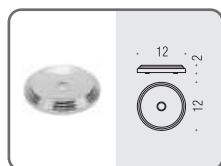
B2540
Alizé



B2940
Forever



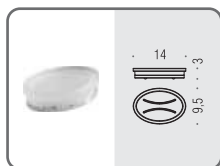
B1840
Khala



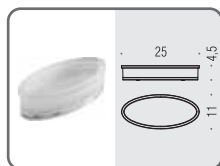
B3340
Hermitage



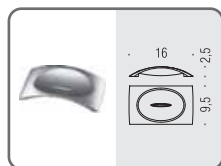
B2840
Land



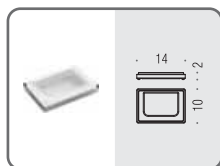
B2842
Land



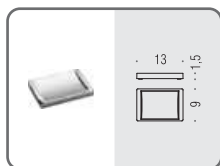
B2843
Land



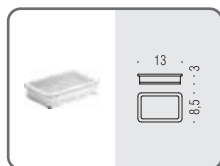
B2440
Link



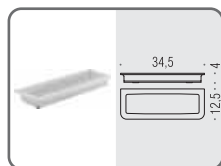
B1640
Look



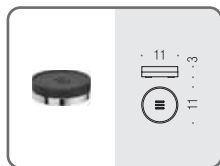
B1642
Look




B6240
Lulu



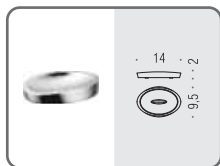
B6242
Lulu



B5240
Nordic



B7040
Over



W4940
Plus

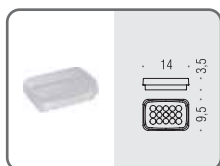


B3242
Portofino

Porta sapone d'appoggio
Standing soap dish holder



B3640 ○ ○
Positano

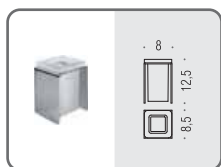


W4240 ○
Time

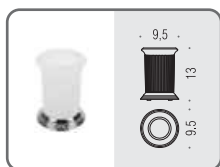
Porta bicchiere d'appoggio
Standing glass holder



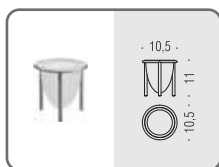
B2541 ○ ○
Alizé



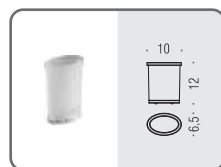
B2941 ○ ○
Forever



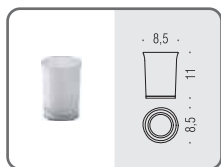
B3341 ● ○ ○ ○ ●
Hermitage




B1841 ○ ○
Khala




B2841 ○ ○
Land



B2441 ○ ○
Link




B1641 ○ ○ ○ ○
Look




B1643 ○
Look



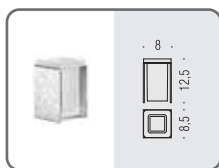
B6241 ● ○ ○ ○
LuLù



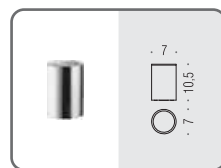
B5241 ○ ○
Nordic



B5241 ○ ○ ●
Nordic



B7041 ● ○
Over



W4941 ○
Plus

OGGETTISTICA

FREE STANDING OBJECTS



Materiale: Ottone / Cromall® / Acciaio Inox AISI 316 L
Material: Brass / Cromall® / AISI 316 L Inox stainless-steel

- Finitura: Cromo
Finish: Chrome
- Finitura: Satinata
Finish: Satin
- Finitura: HPS gold
Finish: HPS gold plated
- Finitura: Cromo/Oro
Finish: Chrome/Gold
- Finitura: Ottone antico
Finish: Antique brass
- Finitura: Bianco opaco
Finish: Matt white
- Complemento: Vetro acidato naturale
Complement: Natural acid glass
- Complemento: Ceramica bianca opaca
Complement: Matt white ceramic
- Complemento: Ceramica nera opaca
Complement: Matt black ceramics

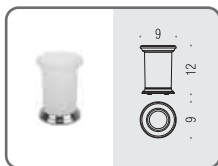
Porta bicchiere d'appoggio

Standing glass holder



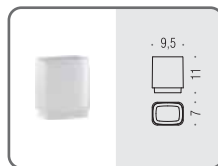
B3241

Portofino



B3641

Positano



W4241

Time

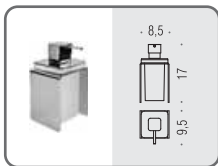
Spandisapone d'appoggio

Standing soap dispenser



B9331

Alizé



B9334

Forever



B9336

Hermitage



B9304

Khala



B9319

Land



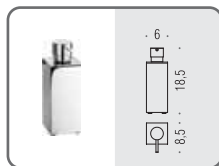
B9311

Link



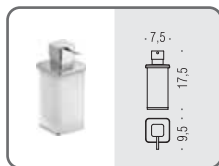
B9317

Look



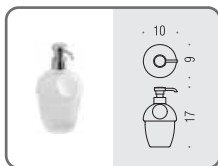
B9320

Look



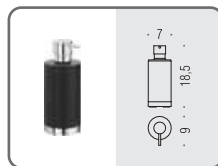
B9322

Lulu



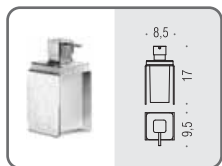
B9305

Melo

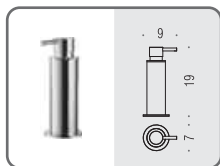


B9324

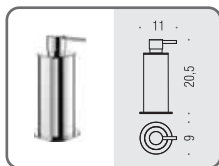
Nordic



B9329 ●●
Over



W4980 ●
Plus



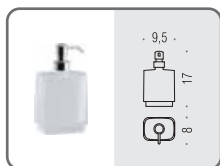
W4980 XL ●
Plus



B9326 ●●●●
Portofino



B9327 ●●
Positano



W4281 ●
Time



COOL
THE SMART QUALITY

SANDY

resina e sabbia . resin and sand



W4601

**Porta sapone
d'appoggio**
Standing soap
dish holder

W4602

**Porta bicchiere
d'appoggio**
Standing glass
holder

W4605

**Spandisapone
(L 0,30) d'appoggio**
Standing soap
dispenser

W4606

**Porta scopino
d'appoggio**
Standing brush
holder





ICY

resina . resin



W4501

**Porta sapone
d'appoggio**
Standing soap
dish holder

W4502

**Porta bicchiere
d'appoggio**
Standing glass
holder

W4505

**Spandisapone
(L 0,20) d'appoggio**
Standing soap
dispenser

W4506

**Porta scopino
d'appoggio**
Standing brush
holder

W4504

**Porta Kleenex
quadrato**
Square
tissue dispenser

W4503

**Porta Kleenex
rettangolare**
Rectangular
tissue dispenser

DROPY

resina . resin



W4701

**Porta sapone
d'appoggio**
Standing soap
dish holder

W4702

**Porta bicchiere
d'appoggio**
Standing glass
holder

W4705

**Spandisapone
(L 0,20) d'appoggio**
Standing soap
dispenser

W4706

**Porta scopino
d'appoggio**
Standing brush
holder





SLY

resina . resin



W4800

**Appendiabiti
per termoarredi**
Hanging hook
for designer
radiators

Finitura Finish ■ Beige Beige □ Bianco White ■ Cromo Chrome ■ Argento Silver ■ Nero Black □ Transparente Transparent

SANDY



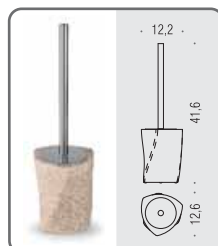
W4601
Porta sapone d'appoggio
in resina e sabbia
Standing soap dish holder
in resin and sand



W4602
Porta bicchiere d'appoggio
in resina e sabbia
Standing soap dish holder
in resin and sand



W4605
Spandisapone (L 0,30)
d'appoggio in resina e sabbia
con pompetta satinata
Standing soap dispenser
in resin and sand with satin pump

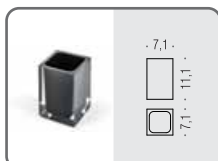


W4606
Porta scopino d'appoggio
in resina e sabbia con manico
satinato
Standing brush holder
in resin and sand with satin WC stick

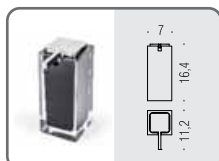
ICY



W4501
Porta sapone d'appoggio
in resina
Standing soap dish holder
in resin



W4502
Porta bicchiere d'appoggio
in resina
Standing soap dish holder
in resin




W4505
Spandisapone (L 0,20) d'appoggio
in resina con pompetta cromata
Resin standing soap dispenser
with chrome pump



W4506
Porta scopino d'appoggio
in resina
Standing brush holder
in resin



W4504
Porta Kleenex quadrato
in resina
Resin square tissue dispenser



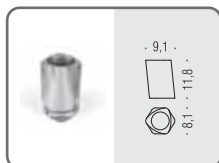
W4503
Porta Kleenex rettangolare
in resina
Resin rectangular tissue dispenser

DROPY



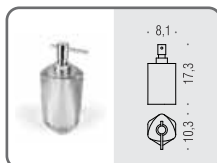
W4701
Porta sapone d'appoggio
in resina

Standing soap dish holder
in resin and sand



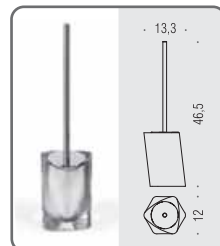
W4702
Porta bicchiere d'appoggio
in resina

Standing soap dish holder
in resin and sand



W4705
Spandisapone (L 0,20) d'appoggio
in resina con pompetta cromata

Resin standing soap dispenser
with chrome pump

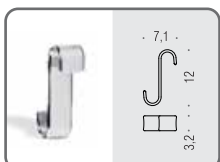


W4706
Porta scopino d'appoggio
in resina con manico cromato

Resin standing brush holder
with chrome WC stick



SLY



W4800
Appendiabiti per
termoarredi in ABS

ABS hanging hook
for designer radiators






SPECCHI MIRRORS

FASHION MIRRORS

Specchi nati per dare vita ad un ambiente bagno esclusivo,
che unisce praticità e piacere, in modo del tutto naturale e fluido.
Le più avanzate soluzioni tecnologiche si abbinano al lusso elegante e sofisticato,
trasformando l'ambiente bagno in un luogo
quasi sacro che stimola i cinque sensi.

Mirrors born to give life to an exclusive bathroom,
combining convenience and pleasure, in a completely natural and fluid way.
The most cutting - edge technological solutions combining with stylish and
sophisticated luxury, making the bathroom an almost sacred place
stimulating the five senses.



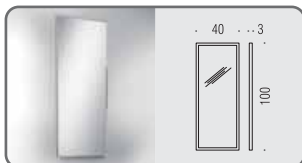





FASHION MIRRORS

i Ogni specchio può essere montato orizzontale o verticale
Every mirror can be installed both horizontally and/or vertically


i Ogni specchio non comprensivo di presa ed interruttore
Mirror without socket and switch




B2040
Specchio con cornice
in acciaio inox supermirror 6mm
Wall mirror, 6 mm.
stainless-steel supermirror frame




B2041
Specchio con cornice
in acciaio inox supermirror 6mm
Wall mirror, 6 mm.
stainless-steel supermirror frame



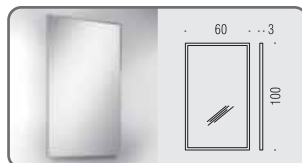
B2042
Specchio con cornice
in acciaio inox supermirror 6mm
Wall mirror, 6 mm.
stainless-steel supermirror frame



B2043
Specchio con cornice
in acciaio inox supermirror 6mm
Wall mirror, 6 mm.
stainless-steel supermirror frame



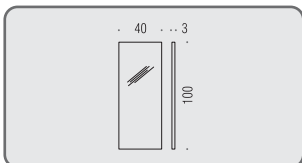
B2044
Specchio con cornice
in acciaio inox supermirror 6mm
Wall mirror, 6 mm.
stainless-steel supermirror frame



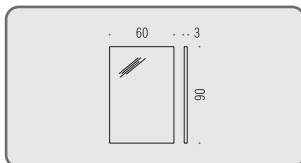
B2045
Specchio con cornice
in acciaio inox supermirror 6mm
Wall mirror, 6 mm.
stainless-steel supermirror frame

 Ogni specchio è predisposto per il cablaggio elettrico
Every mirror is prepared for electrical wiring

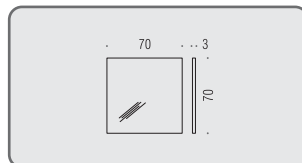
 Ogni specchio può essere montato orizzontale o verticale - spessore vetro 5 mm
Every mirror can be installed both horizontally and/or vertically - glass thickness 5 mm.



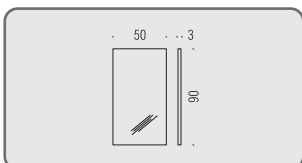
B2006
Specchio
Mirror



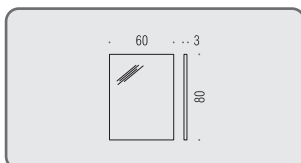
B2008
Specchio
Mirror



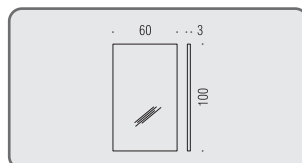
B2010
Specchio
Mirror



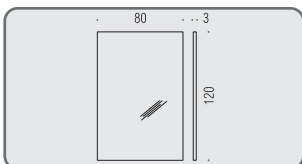
B2011
Specchio
Mirror



B2012
Specchio
Mirror



B2013
Specchio
Mirror



B2015
Specchio
Mirror

RECEPTION

THIS SIDE UP
INSERT AND REMOVE

5039
★ ★ ★ ★ ★
PREMIUM
Hotel

CONTRACT-COMUNITÀ
CONTRACT-COMUNITY

CONTRACT-COMUNITÁ

CONTRACT-COMUNITY

Prodotti selezionati con particolare attenzione alla qualità ed alla funzionalità sono le predominanti in oggetti dedicati ad ambienti bagno di Hotel e Comunità; queste le peculiarità delle proposte "Contract-comunità".

*The quality of careful functional selected products are the predominant features of the objects designed for Hotel's and Communities' bathrooms.
These are the peculiar aspects of our proposals "Contract-comunità".*


















Colombo Design propone un angolare universale con doppio contenitore. Può essere montato sul profilo portante (a muro) di gran parte dei box doccia (scorrevoli a 2 o 3 lati, semitondi, porte) e sulle pareti in cristallo di box e sopravasca privi di telaio. L'estensibilità da 5 a 50 mm del morsetto di fissaggio dell'angolare al box consente l'universalità dell'utilizzo e la facile installazione con una semplice operazione manuale. Nessun foro a muro, facilità di manutenzione e pulizia, estrema praticità di utilizzo anche in spazi limitati.

Colombo Design introduces a practical double corner shower basket which fits most types of shower enclosures. An extendible clamp (5-50mm) is fixed either to the enclosure profile, or onto the glass of frameless enclosures, in a simple operation without the need for drilling. This allows easy installation, even in restricted spaces, and simple removal for cleaning.






















ANNA











smart





Questo sedile doccia è certificato secondo la normativa EN 1728:2000 con metodo di prova EN 12520:2010

Attenzione: questo articolo è appositamente fornito senza tasselli di fissaggio. Il sistema di fissaggio da utilizzare deve essere sempre scelto in funzione della tipologia di muro o superficie sul quale è applicato il sedile, per garantire la massima sicurezza e stabilità dell'elemento.

This shower seat is certified according to EN 1728:2000 with test method EN 12520:2010

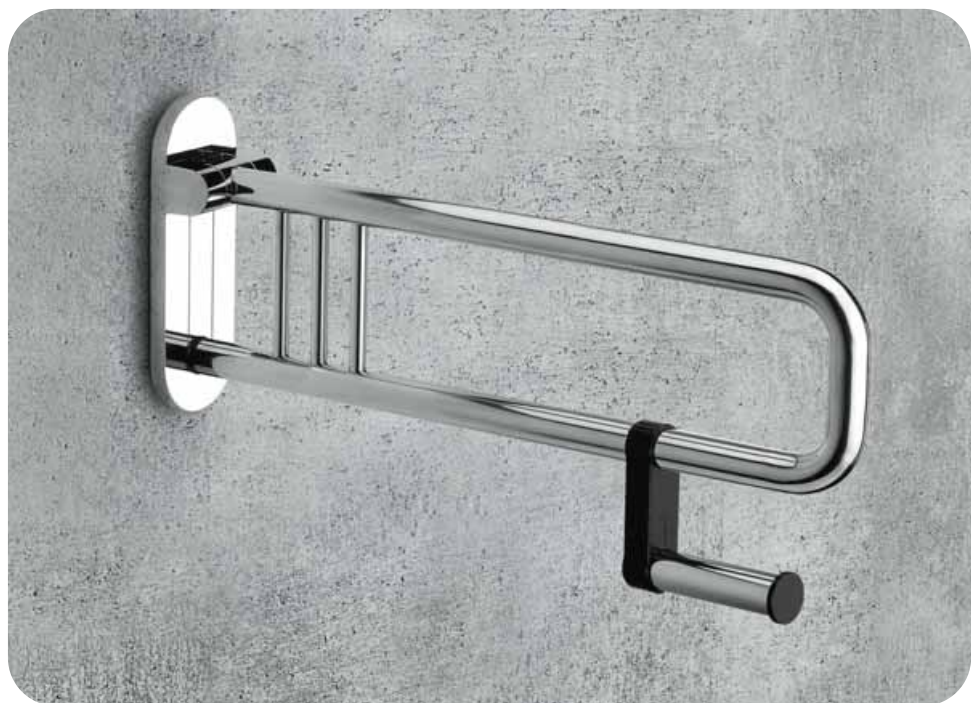
Warning: this article is specifically provided without dowels. The fastening system to be used must always be chosen depending on the type of wall or surface on which the seat is applied to ensure the maximum safety and stability of the element.


















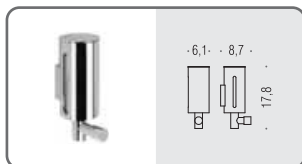
CONTRACT-COMUNITÀ

CONTRACT-COMUNITY

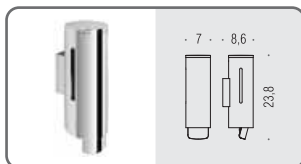
Materiale: Ottone / Cromall® / Acciaio Inox

Material: Brass / Cromall® / Inox stainless-steel

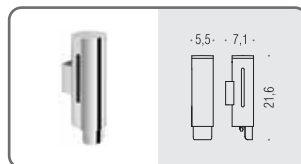
- Finitura: Cromo
Finish: Chrome
- Finitura: Inox Lucido
Finish: Polished stainless steel
- Complemento: ABS
Finish: ABS
- Verniciatura: Bianco
Lacquered: White



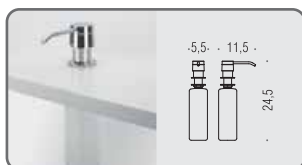
B9980
Spandisapone in acciaio inox (L 0,25)
Soap dispenser, stainless steel



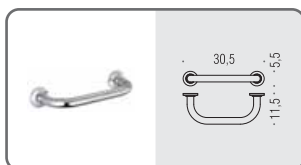
B9979N
Spandisapone (L 0,35)
Soap dispenser



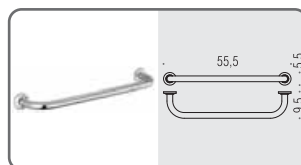
B9986N
Spandisapone (L 0,20)
Soap dispenser



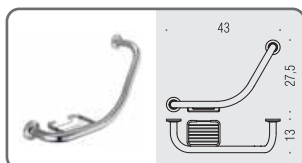
B9989
Spandisapone da incasso (L 0,35)
Built in soap dispenser



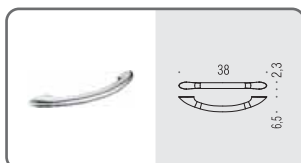
B9720
Maniglione da vasca
Bath grab-bar
conforme - it complies with
UNI 11064:2003



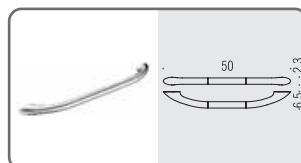
B9721
Maniglione da vasca
Bath grab-bar
conforme - it complies with
UNI 11064:2003



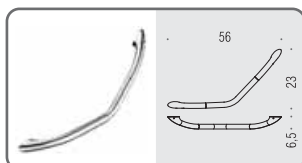
B9722
Amaniglione da vasca con porta sapone reversibile
Bath grab-bar with reversible soap shelf
conforme - it complies with
UNI 11064:2003



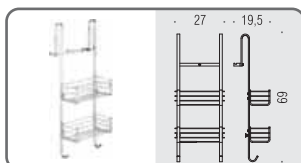
B9733
Maniglione da vasca
Bath grab-bar
conforme - it complies with
UNI 11064:2003



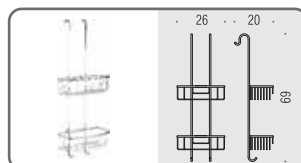
B9734
Maniglione da vasca
Bath grab-bar
conforme - it complies with
UNI 11064:2003



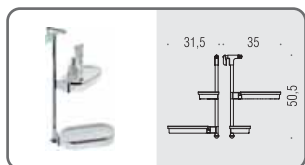
B9735
Maniglione da vasca
Bath grab-bar
conforme - it complies with
UNI 11064:2003



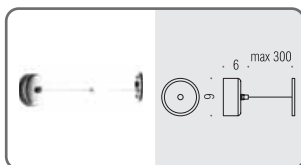
B9634
"Cavalletto" porta oggetti universale per box doccia
Universal rack for shower-box



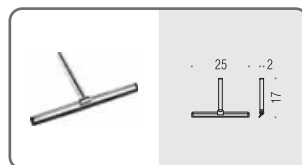
B9635
"Cavalletto" porta oggetti universale per box doccia
Universal rack for shower-box



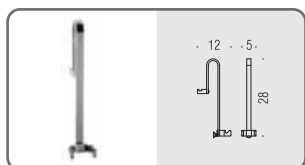
B9710 ●
Porta oggetti universale GIPSY per box doccia
 GIPSY universal shelf for shower-box



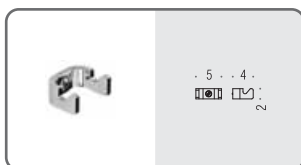
B9665 ●
Filo stendibiancheria riavvolgibile in acciaio inox
 Stainless steel retractable cloth line




B9636 ●
Tergivetro "AQUACLEAN"
 "AQUACLEAN" Glass wiper




B9638 ●
Porta tergovetro "AQUACLEAN" da appendere
 Hanger for "AQUACLEAN" glass wiper




B9639 ●
Porta tergovetro "AQUACLEAN" a muro
 Wall mounted hook for "AQUACLEAN" glass wiper



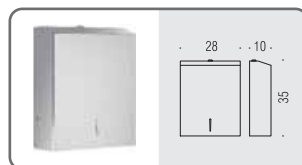
B9961 ○○
Porta Kleenex in ABS cromato
 ABS tissue dispenser



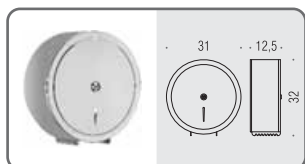
B9982 ○○
Porta sacchetti igienici in ABS cromato
 ABS dispenser for sanitary bags



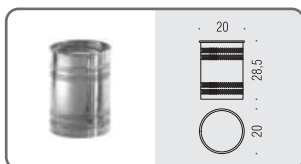
B9996 ○○
Porta Kleenex quadrato in ABS cromato
 ABS square tissue dispenser




B9960 ●
Distributore di salviette di carta con serratura di sicurezza - acciaio inox
 Stainless steel tissue dispenser with safety lock



B9983N ●
Distributore per rotoli di carta igienica con serratura di sicurezza - acciaio inox
 Stainless steel rollpaper dispenser with safety lock



B9964 ●
Cestino gettacarte - acciaio inox
 Stainless steel paper basket



B9969 ○○
Cestino gettacarte in ABS
 ABS paper basket

CONTRACT-COMUNITÀ

CONTRACT-COMUNITY

Materiale: Ottone / Cromall®
Material: Brass / Cromall®

○ Finitura: Cromo
Finish: Chrome

● Finitura: Nero
Finish: Black

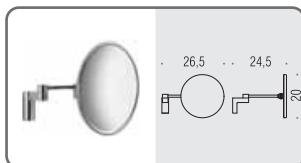
💡 Luce Calda
Hot Lights

○ Finitura: Bianco
Finish: White

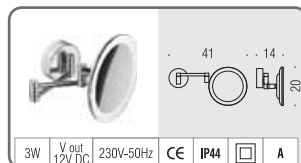
💡 Luce Naturale
Natural Light



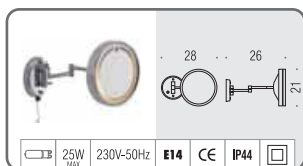
B9760 ○
**Specchio ingranditore ANNA
a muro (3,5x) con luce a LED**
Anna wall magnifying mirror (3,5 times)
with LED built-in light



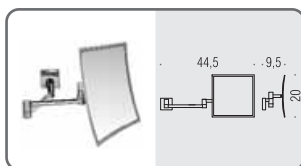
B0125 ○
Specchio ingranditore a muro (3x)
Wall magnifying mirror (3 times)



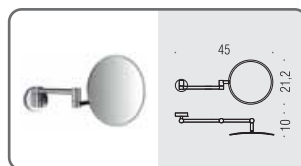
B9751 ○
**Specchio ingranditore
(3x) a muro con luce a LED (220V) incorporata**
Wall magnifying mirror (3 times) complete
with LED built-in light



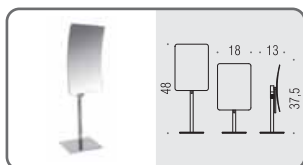
B9966 ○
**Specchio ingranditore (2x)
a muro con luce incorporata (classe II)**
Wall magnifying mirror (2 times) complete
with built-in light (class II)



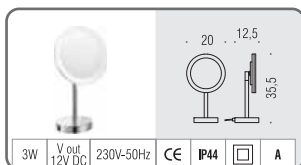
B9754 ○
Specchio ingranditore (3x) a muro
Wall magnifying mirror (3 times)



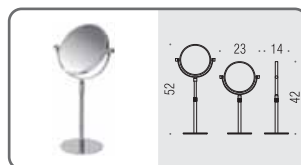
B9759 ○
Specchio ingranditore (3,3x) a muro
Wall magnifying mirror (3,3 times)



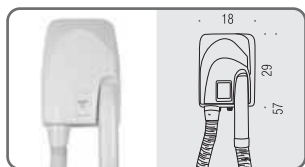
B9753 ○
**Specchio ingranditore (3x) d'appoggio
regolabile in altezza**
Standing magnifying mirror (3 times),
adjustable in height



B9750 ○
**Specchio ingranditore (3x)
da appoggio con luce a LED (220V) incorporata**
Standing magnifying mirror (3 times)
with LED built-in light



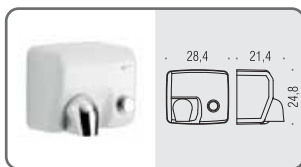
B9752 ○
**Specchio ingranditore (3x) d'appoggio
regolabile in altezza**
Standing magnifying mirror (3 times),
adjustable in height



B9993 ○ CE *VAMA*
Asciugacapelli da parete con presa universale per rasoio 110/220V

Automatic wall hair dryer with universal shaver socket 110/220V

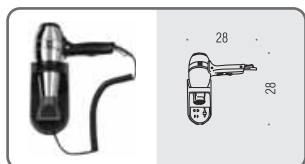
1000W	220-240V	50Hz		IPX1
-------	----------	------	--	------



B9963 ○ CE *GEDY*
Asciugamani da parete antivandalo ad aria calda con pulsante

Hot air hand dryer with bushbutton action

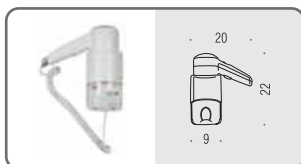
2400W	220-240V	50-60Hz			IPX1
-------	----------	---------	--	--	------



B9994 ● CE *VAMA*
Asciugacapelli da parete con presa universale per rasoio 110/220V

Automatic wall hair dryer with universal shaver socket 110/220V

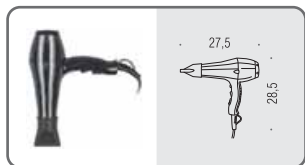
1300W	220-240V	50-60Hz		IPX0
-------	----------	---------	--	------



B9995 ○ CE *VAMA*
Asciugacapelli da parete con presa universale per rasoio 110/220V

Automatic wall hair dryer with universal shaver socket 110/220V

1200W	220-240V	50-60Hz		IPX0
-------	----------	---------	--	------



B9998 ○ ● CE *VAMA*
Asciugacapelli FIT
 FIT hair dryer

1000W	220-240V	50-60Hz		IPX0
-------	----------	---------	--	------



B9999 ○
Supporto a muro ad anello per FIT
 Wall mounted ring for FIT hair dryer

CONTRACT-COMUNITÀ

CONTRACT-COMUNITY

Materiale: Ottone / Cromall®
Material: Brass / Cromall®

○ Finitura: Cromo
Finish: Chrome

● Finitura: Nero
Finish: Black

● Inox Lucido
Finish: Polished Stainless steel

● Verniciatura: Verde
Lacquered: Green

○ Finitura: Bianco
Finish: White

● Finitura: Grigio
Finish: Grey

○ Complemento: ABS
Complements: ABS

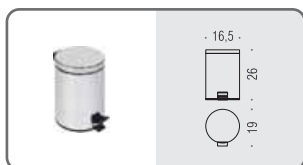
● Verniciatura: Rosso
Lacquered: Red



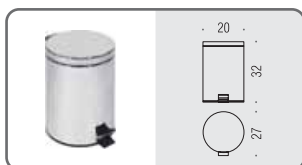
B9210 ● ○ ●
Poubelle in acciaio inox (L 3)
con sistema di chiusura ammortizzata
Small pedal bin, stainless steel with amortized closure



B9211 ● ○ ●
Poubelle in acciaio inox (L 5)
con sistema di chiusura ammortizzata
Small pedal bin, stainless steel
with amortized closure



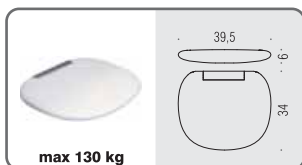
B9962 ○
Poubelle in acciaio inox (L 3)
Small pedal bin, stainless steel



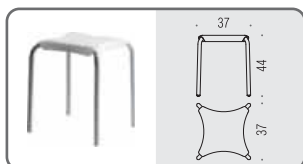
B9968 ○
Poubelle in acciaio inox (L 5)
Small pedal bin, stainless steel



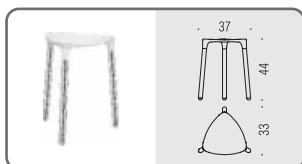
B9645 ○ ●
Sedile doccia ribaltabile con finitura
fotoincisaantiscivolo, completo di staffa a muro
Tilt-up shower seat with antislip finish,
complete with wall bracket



B9637 ○ ● ●
Sedile doccia ribaltabile in poliuretano integrale,
completo di staffa a muro in alluminio
Shower seat in polyurethane, complete with
wall aluminium bracket



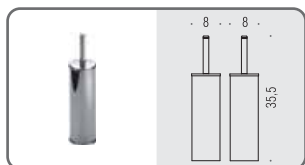
B9955 ○ ○ BARTOLI DESIGN
SIT Sgabello. Seduta: in ABS bianco.
Struttura: in alluminio verniciato con polvere
epossidica grigia SIT Seat. Seat: white ABS.
Frame: grey epoxy powder coated aluminium



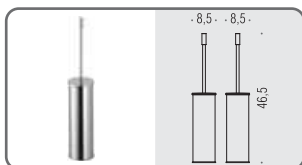
B9988 ○ ● ● ●
POKER Sgabello. Seduta: in resina termoplastica in vari colori
oppure rivestita in ecopelle nelle colorazioni bianco e nero. Struttura: in acciaio AISI 202 cromato
POKER Seat. Seat: thermoplastic resin in various colours or covered in eco leather, available in white or black.
Frame: chrome plated AISI 202 steel



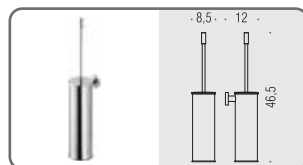
Lucidi Pevero Studio



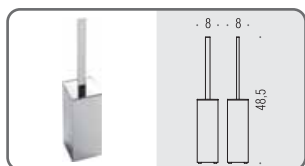
B0506 ○
Porta scopino d'appoggio
 Standing brush holder



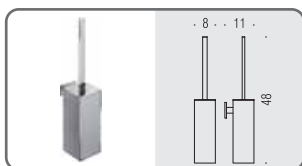
W4961 ○
Porta scopino d'appoggio
 Standing brush holder



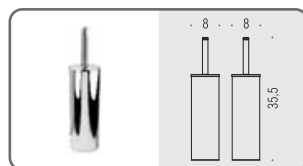
W4962 ○
Porta scopino
 Hanging brush holder



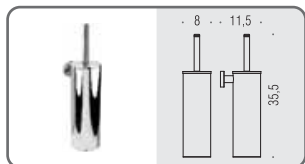
B1626 ○○
Porta scopino d'appoggio in ABS
 ABS standing brush holder



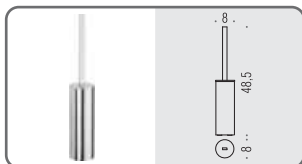
B1627 ○○
Porta scopino in ABS
 ABS hanging brush holder



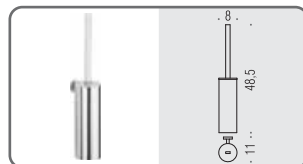
B2706 ○
Porta scopino d'appoggio
 Standing brush holder



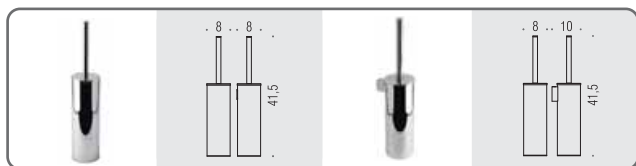
B2707 ○
Porta scopino
 Hanging brush holder



B5206 ○
Porta scopino d'appoggio
 Standing brush holder



B5207 ○
Porta scopino
 Hanging brush holder



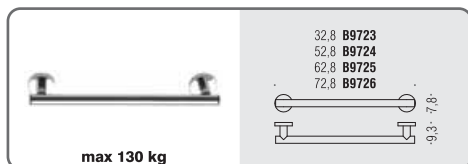
B9706 ○
SMART Porta scopino d'appoggio e/o da parete, con ciuffo di ricambio incluso
 SMART Free standing and/or wall mounted brush holder with spare brush included

CONTRACT-COMUNITÀ

CONTRACT-COMUNITY

Materiale: Ottone / Cromall®
Material: Brass / Cromall®

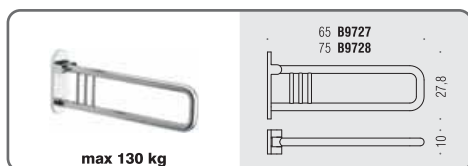
Finitura: Cromo
Finish: Chrome



B9723 - B9724 - B9725 - B9726

Maniglione orizzontale/verticale

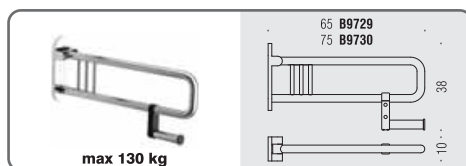
Grab-bar horizontal/vertical



B9727 - B9728

Appoggio ribaltabile

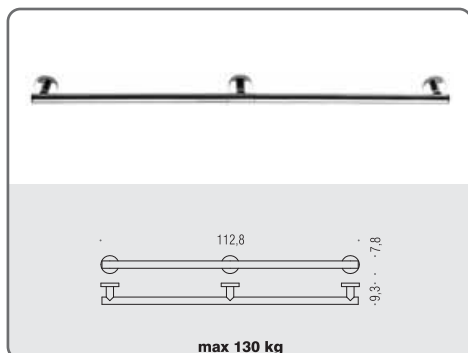
Folding support



B9729 - B9730

Appoggio ribaltabile con portarotolo

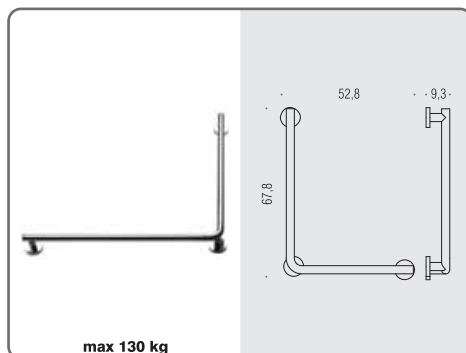
Folding support with paper holder



B9731

Corrimano

Wall handrail



B9732

Sostegno a 90° reversibile

Holding handle 90° reversible



predaj a technická podpora:

AROSE s.r.o.
showroom dverí a kľučiek
RAČIANSKA 97, BRATISLAVA, 831 02
TEL: +421 911 555 454
E-MAIL: arose@arose.sk

Concept and graphic design

Colombo Design

Printed in Italy

05/17

Colombo Design si riserva di apportare ai propri prodotti ogni modifica estetica e tecnica che a suo insindacabile giudizio ritenga necessaria.

Il presente catalogo è tutelato dalla legge sui diritti di autore di esso è quindi proibita ogni riproduzione, totale o anche parziale.

Il listino prezzi può avere frequenze di aggiornamento superiori al catalogo generale, costituisce quindi lo strumento di consultazione più aggiornato.

Le texture ed i colori dei materiali e delle finiture hanno valore indicativo in quanto soggetti alle tolleranze dei processi di stampa.

Le misure indicate sono espresse, se non specificato diversamente, in centimetri.


Colombo Design reserves the right to modify parts of its collection range whenever necessary without previous notice.


This catalogue is protected by the Italian copyright laws. No part of this catalogue may be reproduced in any form or by any means

The price-list has a printing frequency higher than the general catalogue, therefore it is the most up-dated consulting tool.

The textures and colours of materials and finishes are not binding as they depend on printing colour tolerances.

All measures mentioned herein are stated in centimeters, if not differently specified.





predaj a technická podpora:

AROSE s.r.o.
showroom dverí a kľučiek
RAČIANSKA 97, BRATISLAVA, 831 02
TEL: +421 911 555 454
E-MAIL: arose@arose.sk



COLOMBO DESIGN S.p.A.
Via Baccanello, 22
24030 Terno d'Isola (BG) Italia
☎ 035.49.49.001
Fax 035.90.54.44

Export Office
☎ (+39) 035.90.54.75
Fax (+39) 035.49.40.257

Internet: <http://www.colombodesign.it>
e-mail: info@colombodesign.it

follow us on

